



peronda

/ NOVELTIES CEVISAMA 2019



El futuro cerámico no es qué. Es cómo.

4D TECH es el sistema de producción cerámica más innovador del mercado. Un nuevo estándar para la máxima calidad

With technology as our ace card.

4D TECH is the most innovative tile manufacturing system on the market, raising standards in a bid to achieve maximum quality.

MADE OFF peronda ↻

El nuevo Peronda de siempre.

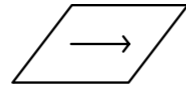
Nueva tecnología, mismos valores. 4DTECH aporta mayor precisión, versatilidad y eficiencia sin olvidar la calidad y la sostenibilidad.

A new yet familiar Peronda.

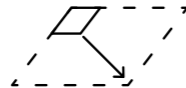
New technology but still the same values. 4DTECH ensures greater precision, versatility and efficiency, not to mention quality and sustainability.



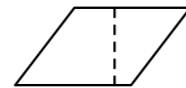
MAYOR NATURALIDAD
A more natural appearance



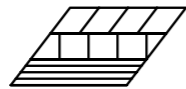
FABRICACIÓN EN PLANO CONTÍNUO
Continuous production process



PIEZAS DE MAYOR TAMAÑO
Larger formats



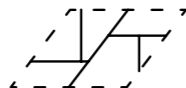
CORTE POR CUCHILLA EN CRUDO
Tiles cut while unfired



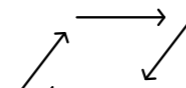
DECORACIÓN DIGITAL EN MASA
Through-body digital decoration



MEJOR DECORACIÓN DIGITAL SUPERFICIAL
Improved digital surface décor



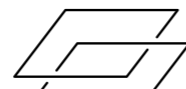
VARIEDAD DE FORMATOS
More widely assorted formats




ECOLOGÍA
Eco-friendly



VARIEDAD DE ESPESORES
Varying thicknesses



DURABILIDAD
Durability



MÁS ES MÁS

Nuevos formatos, no solo más grandes si no también más variedad de tamaños. Nuevos formatos hasta ahora impensables en cerámica.

DETALLES NUNCA VISTOS

La nueva tecnología 4DTECH confiere a los productos una precisión hasta ahora desconocida. Mayor definición en los detalles y unos efectos que siguen mejorando la realidad que nos inspira.

CREATIVIDAD SIN LIMITES

Las colecciones desarrolladas con las capacidades 4DTECH elevan el diseño a una nueva dimensión gracias a nuevas posibilidades matéricas y estéticas con las que enriquecer los productos.

APOSTAR POR LA INNOVACIÓN

Con la implantación de la nueva tecnología 4DTECH Peronda demuestra una vez más estar a la cabeza de la innovación en la industria cerámica garantizando así su crecimiento, siempre fiel a la máxima calidad.

EVEN MORE FORMATS

New formats – not just bigger ones but more widely assorted sizes. New sizes that were hitherto unconceivable in ceramic tiles.

SIMPLY AMAZING DETAIL

With new 4DTECH technology, a hitherto impossible degree of precision has been achieved. Higher-definition finer details and effects that continue to improve on our real sources of inspiration.

LIMITLESS CREATIVITY

Collections developed with 4TECH and its improved technology break new ground in design, thanks to its new aesthetic and material-related potential for enriching products.

COMMITTED TO INNOVATION

With the arrival of new 4DTECH technology, Peronda has yet again demonstrated that it is a trailblazer in the introduction of tile innovations, hence guaranteeing its growth through an ongoing search for maximum quality.

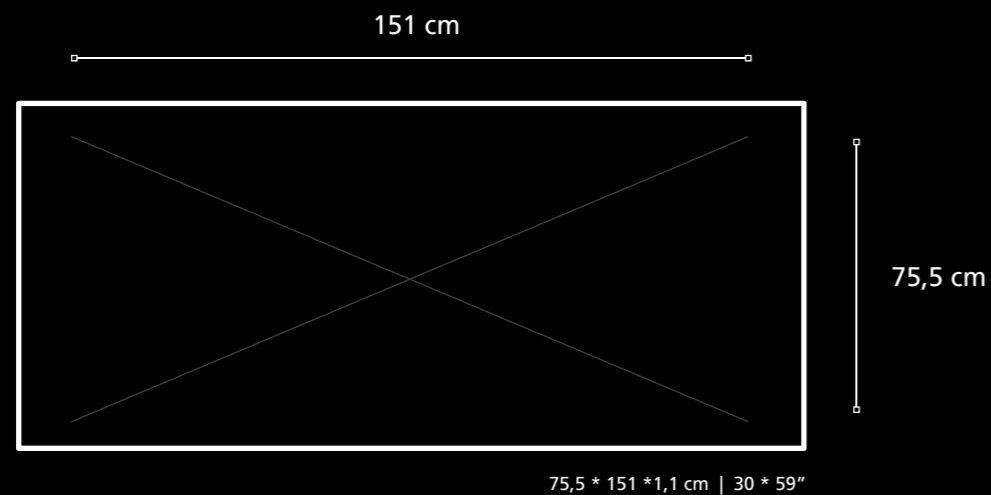
dimen[↻]
sion

defini[↻]
tion

desi[↻]
gn

distin[↻]
ction

New size



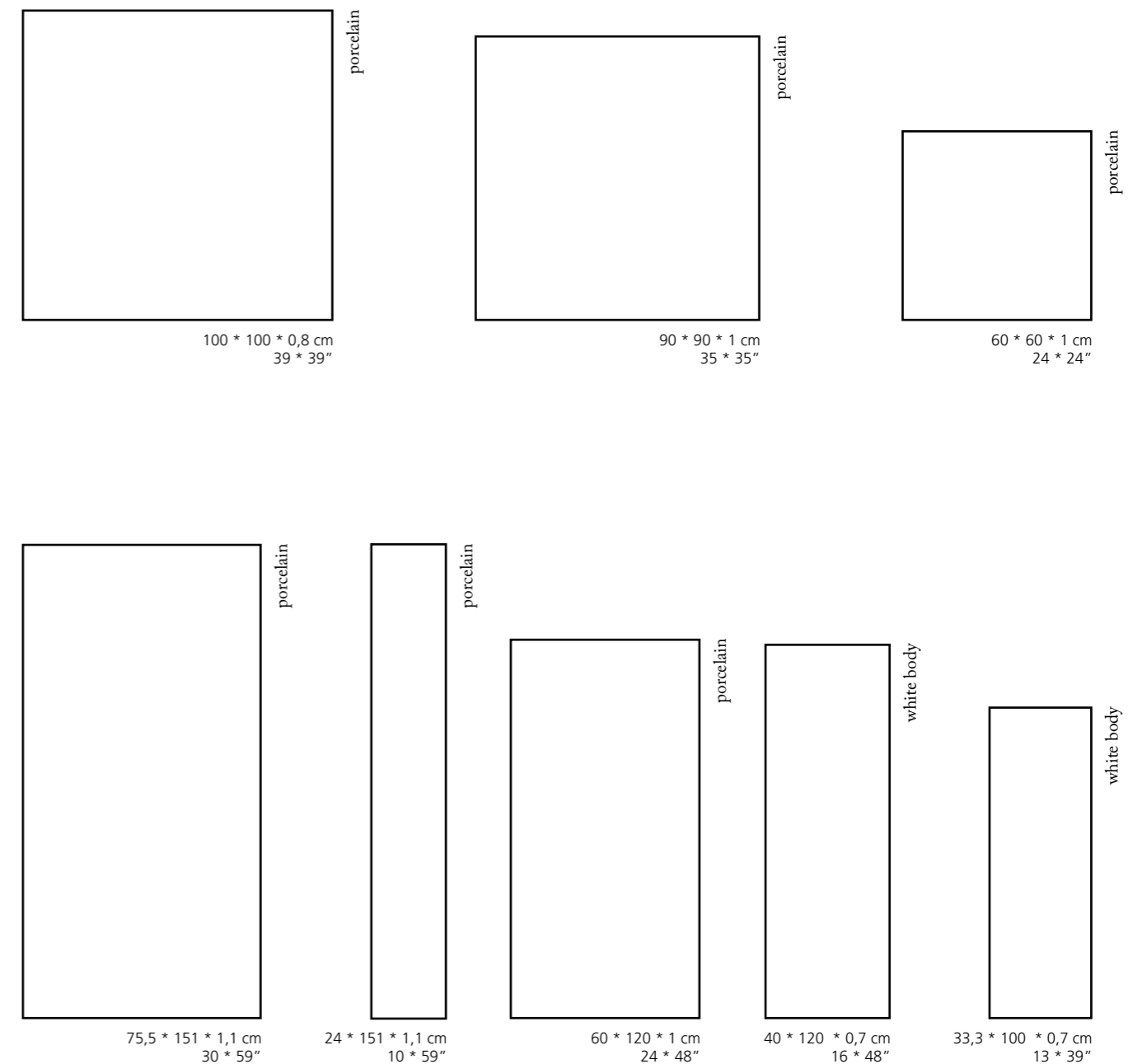
Lo nuevo de Peronda a mayor formato.

La oferta de Peronda se completa con la incorporación del formato 75*150, una apuesta de presente y de futuro. Llevamos las colecciones Planet y Nature a una nueva dimensión, ampliando sus horizontes y planteando soluciones a proyectos de cualquier envergadura.

A larger format for Peronda's latest thing.

To round off Peronda's range of products, a new forward-looking 75x150 format has now been incorporated. A whole new dimension has been added to the Planet and Nature collections, pushing back the boundaries and offering tile solutions able to meet the needs of projects of all sizes and scales.


Peronda main sizes



MYSTIC 4D collection

**4D technology.
A variety of finishes.**

Tecnología 4D.
Diversidad de acabados.






Mystic 4D

Porcelain

White | Sand | Grey | Anthracite



100 * 100 * 0,8 cm
39 * 39"



50 * 100 * 0,8 cm
20 * 39"



24 * 100 * 0,8 cm
10 * 39"



15,5 * 100 * 0,8 cm
6 * 39"



12

13


Mystic 4D Porcelain

MYSTIC SAND 100*100 bush hammered _ MYSTIC SAND 100*100 natural _ MYSTIC ANTHRACITE 50*100 natural



Mystic 4D Porcelain

MYSTIC ANTHRACITE 100*100 antislip bush hammered_ MYSTIC SAND 50*100 natural _ MYSTIC SAND 24*100 natural _ MYSTIC SAND 15,5*100 natural



MYSTIC White



MYSTIC Sand



MYSTIC Grey



MYSTIC Anthracite

Mystic 4D Porcelain

MYSTIC WHITE 100*100 bush hammered


8 mm - 5/16"
THICKNESS



12 patterns

100 * 100 * 0,8 cm
39 * 39"

RECTIFIED	NATURAL PRICE CODE BN94	BUSH HAMMERED PRICE CODE BN94	ANTISLIP BUSH HAMMERED PRICE CODE BN99
WHITE	25394	25391	25390
SAND	24340	24344	24355
GREY	24342	24346	24354
ANTHRACITE	24339	24345	24353



24 patterns

50 * 100 * 0,8 cm
20 * 39"

RECTIFIED	NATURAL PRICE CODE BN96
WHITE	25397
SAND	24359
GREY	24358
ANTHRACITE	24357



48 patterns

24 * 100 * 0,8 cm
10 * 39"

RECTIFIED	NATURAL PRICE CODE BN109	BUSH HAMMERED PRICE CODE BN109
WHITE	25396	25393
SAND	24592	24645
GREY	24594	24642
ANTHRACITE	24595	24640

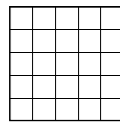


72 patterns

15,5 * 100 * 0,8 cm
6 * 39"

RECTIFIED	NATURAL PRICE CODE BN108	BUSH HAMMERED PRICE CODE BN108
WHITE	25395	25392
SAND	24597	24654
GREY	24598	24650
ANTHRACITE	24596	24648

D. MYSTIC MOSAIC



25 * 25 cm | 10 * 10"

NO RECTIFIED	NATURAL PRICE CODE P39
WHITE	25428
SAND	24479
GREY	24477
ANTHRACITE	24476

D. MYSTIC BRICK



29,8 * 29,2 cm | 12 * 12"

NO RECTIFIED	NATURAL PRICE CODE P50
WHITE	25427
SAND	24461
GREY	24459
ANTHRACITE	24458

22303 ALUMINIO/100/MAT _39 * 0,5 cm | 39 * 0,2" _ P42

PIEZA COMPLEMENTARIA COMPLEMENTARY PIECE			*Pedido mínimo 10 unidades Minimum order 10 items
Rodapie - Skirting 	Peldaño técnico - Technical stair - thread 	Peldaño romo - Rounded stair - thread 	*S.K.I. *S.K.D. *Z.R.I. *Z.R.D.
8*100 cm 3*39" P48	30*100 cm 12*39" P74 A= 0,8 cm B= 2,4 cm	30*100 cm 12*39" P85	8*30 cm 3*12" P53

PIEZA ESPECIAL PISCINA SPECIAL PIECE POOL			*Pedido mínimo 10 unidades Minimum order 10 items
Peldaño Vierteagua Pool Coping 	Peldaño vierteagua angulo Pool Coping internal corner 	Peldaño vierteagua esquina Pool Coping external corner 	
20 * 100 cm 8 * 39" P82	100 * 100 cm 39 * 39" P80 (PACK 2 units)	100 * 100 cm 39 * 39" P80 (PACK 2 units)	
Rejilla Drainage grate 	Angulo rejilla Angle corner drainage grate 	Taco rejilla Square corner drainage grate 	
15*50*1,6 cm 6 * 20" P87	50 * 50 * 1,6 cm 20 * 20" P74 (PACK 2 units)	15 * 15 * 2,2 cm 6 * 6" P66	

CARACTERÍSTICAS TÉCNICAS TECHNICAL CHARACTERISTICS									
joint 	frost proof 	versatile 	mat 	full body 	diferent shades 	shade variation 	various graphics 	thickness 	

CARACTERÍSTICAS TÉCNICAS ANTIDESLIZAMIENTO ANTI-SLIP CHARACTERISTICS				
Ensayo Essay	Características Features	Resultado Result		
		NATURAL	BUSH HAMMERED	ANTISLIP BUSH HAMMERED
DIN 51130	Ángulo crítico (Pies calzados) Critical angle (footwear)	R9	R10	R12
DIN 51097	Ángulo crítico (Pies descalzos) Critical angle (Wet loaded barefoot)	A	A+B	A+B+C
BS 7976-2	Antideslizamiento (Test del péndulo) Slip resistance (Pendulum test)	-	+36 Wet	+36 Wet
UNE-ENV 12633	Antideslizamiento (Test del péndulo) Slip resistance (Pendulum test)	Class 1	Class 2	Class 3
ANSI A.1371	Coefficiente de Fricción Dinámico Dynamic Coefficient of Friction (DCOF)	>0,42	>0,42	>0,42
ISO 10545-6	Resistencia a la abrasión profunda/ Resistance to Deep Abrasion	< 175 mm^3	< 175 mm^3	< 175 mm^3


EMBALAJE PACKING									
Formato Sizes		Cajas Boxes			Pallet			Cont./20'	Cont./20'
cm	Piezas	m²/ sq.m	kg	Cajas	m²/ sq.m	kg	Tamaño cm aprox.	m²/ sq.m	m²/ sq.m
100 * 100 * 0,8	2	2	37	32	64	1226	112 * 100 * 64	1162,16	1252,85
50 * 100 * 0,8	3	1,5	28,2	24	36	702	120 * 80 * 66	1080	1188
inch	units	ft²	lb	Boxes	ft²	lb	Sizes Inch approx.	ft²	ft²
39 3/8 * 39 3/8 * 5/16	2	21,53	81,40	24	688,89	2702,86	44 1/16 * 39 3/8 * 25 3/16	12509,38	13485,56
19 11/16 * 39 3/8 * 5/16	3	16,1	62,2	24	387,5	1547,65	47 1/4 * 31 1/2 * 26	11628	12787,53

(Los pesos aquí reflejados pueden sufrir ligeras variaciones en función del lote de producción. Weights shown here may slightly vary depending on the production lot.)

PLANET collection

**A broad range of tiles.
A new colour and new formats.**

**Amplia oferta.
Nuevo color y formatos.**






Planet

Porcelain



Anthracite | Grey | Silver | White | Bone | Mud




90 * 90 * 1 cm
35 * 35"




60 * 60 * 1 cm
24 * 24"




45,6 * 45,6 * 0,8 cm
18 * 18"



45 * 90 * 1 cm
18 * 35"



29 * 90 * 1 cm
12 * 35"




30 * 60 * 1 cm
12 * 24"



9,9 * 60 * 1 cm
4 * 24"



60 * 120 * 1 cm
24 * 48"



75,5 * 151 * 1,1 cm
30 * 59"



24

25



26

27

Planet Porcelain

PLANET WHITE 60*120 antislip polished _ PLANET WHITE 60*120 soft _ TRI. PLANET ANTH soft

PLANET Anthracite



PLANET Anthracite | Decor



PLANET Grey



PLANET Grey | Decor



PLANET Silver



PLANET Silver | Decor



PLANET White



PLANET White | Decor



PLANET Bone




PLANET Bone | Decor



PLANET Mud




PLANET Mud | Decor



90 * 90 * 1 cm | 36 * 36"

RECTIFIED	SOFT PRICE CODE BN48	NATURAL PRICE CODE BN48	ANTISLIP PRICE CODE BN90	ANTISLIP POLISHED PRICE CODE BN42
ANTH	25019	25061	25056	25014
GREY	25021	25063	25058	25016
SILVER	25023	25065	25060	25018
BONE	25020	25062	25057	25015
MUD	25022	25064	25059	25017
WHITE	25774	25776	25779	25777


10 patterns



60 * 60 * 1 cm | 24 * 24"

RECTIFIED	SOFT PRICE CODE BN33	NATURAL PRICE CODE BN33	ANTISLIP PRICE CODE BN88	ANTISLIP POLISHED PRICE CODE BN38
ANTH	25071	25101	25076	25066
GREY	25073	25103	25078	25068
SILVER	25075	25105	25080	25070
BONE	25072	25102	25077	25067
MUD	25074	25104	25079	25069
WHITE	25190	25780	25781	25189


15 patterns



45,6 * 45,6 * 0,8 | 18 * 18"

NO RECTIFIED	SOFT PRICE CODE BN59
ANTH	21880
GREY	21883
SILVER	21881
BONE	21882
MUD	21884
WHITE	25782

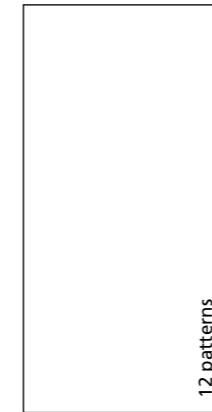
25 patterns



75,5 * 151 * 1,1 cm | 30 * 59"

RECTIFIED	SOFT PRICE CODE BN118	ANTISLIP POLISHED PRICE CODE BN120
ANTH	26064	26070
GREY	26067	26073
SILVER	26065	26071
BONE	26068	26074
MUD	26069	26075
WHITE	26066	26072

12 patterns



60 * 120 * 1 cm | 24 * 48"

RECTIFIED	SOFT PRICE CODE BN72	ANTISLIP POLISHED PRICE CODE BN117
ANTH	25177	25182
GREY	25805	25808
SILVER	25180	25185
BONE	25179	25184
MUD	25178	25183
WHITE	25181	25186

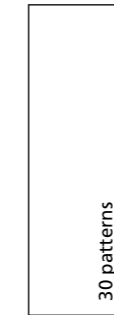
12 patterns



45 * 90 * 1 cm | 18 * 36"

RECTIFIED	SOFT PRICE CODE BN70
ANTH	25081
GREY	25083
SILVER	25085
BONE	25082
MUD	25084
WHITE	25783

20 patterns



29 * 90 * 1 cm | 12 * 36"

RECTIFIED	SOFT PRICE CODE BN114	ANTISLIP POLISHED PRICE CODE BN115
ANTH	25009	25004
GREY	25011	25006
SILVER	25013	25008
BONE	25010	25005
MUD	25012	25007
WHITE	25812	25809

30 patterns



30 * 60 * 1 cm | 12 * 24"

RECTIFIED	SOFT PRICE CODE BN39	ANTISLIP POLISHED PRICE CODE BN74
ANTH	25096	25091
GREY	25098	25093
SILVER	25100	25095
BONE	25097	25092
MUD	25099	25094
WHITE	25187	25188

30 patterns




9,9 * 60 * 1 cm | 4 * 24"

RECTIFIED	SOFT PRICE CODE BN97	ANTISLIP POLISHED PRICE CODE BN98
ANTH	25111	25106
GREY	25113	25108
SILVER	25115	25110
BONE	25112	25107
MUD	25114	25109
WHITE	25789	25792

90 patterns

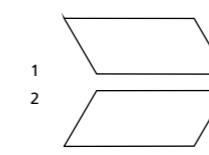
PLANET DECOR



45 * 90 * 1 cm | 18 * 36"

RECTIFIED	SOFT PRICE CODE BN43
ANTH	25086
GREY	25088
SILVER	25090
BONE	25087
MUD	25089
WHITE	25810

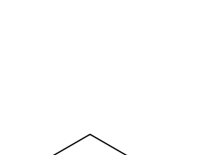
ARR. PLANET



34,8 * 14,8 cm | 14 * 6"

NO RECTIFIED	SOFT PRICE CODE P35		ANTISLIP POLISHED PRICE CODE P36	
	1	2	1	2
ANTH	22490	22495	22179	22184
GREY	22492	22497	22182	22187
SILVER	22494	22499	22180	22185
BONE	22491	22496	22181	22186
MUD	22493	22498	22183	22188
WHITE	25794	25796	25793	25795


TRI. PLANET



8,6 * 29,6 cm | 3 * 10"

NO RECTIFIED	SOFT PRICE CODE P15	ANTISLIP POLISHED PRICE CODE P17
ANTH	22485	22194
GREY	22487	22197
SILVER	22489	22195
BONE	22486	22196
MUD	22488	22198
WHITE	25798	25797

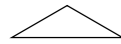
D. PLANET MOSAIC



30 * 30 cm | 12 * 12"

NO RECTIFIED	SOFT PRICE CODE P37	ANTISLIP POLISHED PRICE CODE P38
ANTH	22502	22609
GREY	22503	22610
SILVER	22504	22611
BONE	22505	22612
MUD	22506	22613
WHITE	25800	25799


TRI. PLANET



ARR. PLANET



Ejemplos de posibles combinaciones. Se pueden realizar en todos los colores.
Examples of possible combinations. Available in all colours.



Piezas 1 m²
 11 ARR. 1 + 11 ARR. 2
 Piezas 1 m²
 20 ARR. 1
 Piezas 1 m²
 9 ARR. 1 + 9 ARR. 2 + 18 TRI.
 Piezas 1 m²
 11 ARR. 1 + 11 ARR. 2
 Piezas 1 m²
 84 TRI.

PIEZA COMPLEMENTARIA COMPLEMENTARY PIECE			
Rodapie - Skirting R.	Peldaño técnico - Technical stair - thread P.	Peldaño romo - Rounded stair - thread R.P.	*S.K.I. *S.K.D. *Z.R.I. *Z.R.D.
8 * 90/SF cm 3 * 35" P44 8 * 90/L cm 3 * 35" P44 8 * 75,5 cm 3 * 30" P43 8 * 60 cm 3 * 24" P13 8 * 60/L cm 3 * 24" P34 8 * 45,6 cm 3 * 18" P9	30 * 90 cm 12 * 35" P76 30 * 60 cm 12 * 24" P54 30 * 75,5 cm 12 * 30" P70 30 * 120 cm 12 * 48" P75 30 * 151 cm 12 * 59" P80 <i>A= 1 cm B= 3 cm</i>	30 * 90 cm 12 * 35" P61 30 * 60 cm 12 * 24" P64 30 * 75,5 cm 12 * 30" P77 30 * 120 cm 12 * 48" P77 30 * 151 cm 12 * 59" P54	8 * 30/SF cm 3 * 12" P55 8 * 30/L cm 3 * 12" P55 8 * 30 cm 3 * 12" P48

PIEZA ESPECIAL PISCINA SPECIAL PIECE POOL		
Peldaño Vierteagua Pool Coping P.V.	Peldaño vierteagua angulo Pool Coping internal corner ANG.P.V.	Peldaño vierteagua esquina Pool Coping external corner E.P.V.
20 * 60 cm 8 * 24" P61	20 * 60 cm 8 * 24" P70 (PACK 2 units)	20 * 60 cm 8 * 24" P70 (PACK 2 units)
Rejilla Drainage grate REJ.	Angulo rejilla Angle corner drainage grate ANG.REJ.	Taco rejilla Square corner drainage grate T.REJ.
15 * 60 * 2,2 cm 6 * 24" P54	15 * 60 * 2,2 cm 6 * 24" P75 (PACK 2 units)	15 * 15 * 2,2 cm 6 * 6" P85

CLEANING TIPS FOR ANTISLIP POLISHED
Epoxy-based (resin) adhesives or grouting are not recommended. Cement-based adhesive and grouting should be used. Never let cement residues harden and stick to the surface. Clean any surplus adhesive or grouting away immediately with a sponge and water.

CONSEJOS LIMPIEZA ANTISLIP POLISHED
No se recomienda la utilización de adhesivos y material de rejunte en base epoxi (resina). Se recomienda utilizar en base cementosa. Hay que evitar que los residuos cementosos se endurezcan y se queden adheridos a la superficie. Para ello, se recomienda la limpieza inmediata del adhesivo o material de rejunte con una esponja y agua".

CARACTERÍSTICAS TÉCNICAS TECHNICAL CHARACTERISTICS							
joint	frost proof	versatile	matt	full body	diferent shades	shade variation	various graphics

CARACTERÍSTICAS TÉCNICAS ANTIDESLIZAMIENTO ANTI-SLIP CHARACTERISTICS					
Ensayo Essay	Características Features	Resultado Result			
		SOFT	NATURAL	ANTISLIP POLISHED	ANTISLIP
DIN 51130	Ángulo crítico (Pies calzados) Critical angle (footwear)	R9	R10	R11	R12
DIN 51097	Ángulo crítico (Pies descalzos) Critical angle (Wet loaded barefoot)	A+B	A+B	A+B+C	A+B+C
BS 7976-2	Antideslizamiento (Test del péndulo) Slip resistance (Pendulum test)	+36 Wet	+36 Wet	+36 Wet	+36 Wet
UNE-ENV 12633	Antideslizamiento (Test del péndulo) Slip resistance (Pendulum test)	Class 1	Class 2	Class 3	Class 3
AINSI A137.1	Coficiente de Fricción Dinámico Dynamic Coefficient of Friction (DCOF)	> 0,42 Wet	> 0,42 Wet	> 0,42 Wet	> 0,42 Wet
ISO 10545-6	Resistencia a la abrasión profunda Resistance to Deep Abrasion	< 175 mm ³	< 175 mm ³	< 175 mm ³	< 175 mm ³
	Producto certificado por CSTB CSTB Certified product	✓	✓	✓	✓

EMBALAJE PACKING									
Formato Sizes	Cajas Boxes			Pallet			Cont./20' 21500 kg.	Cont./20' 24000 kg.	
	Piezas	m ² sq. m	kg	Cajas	m ² sq. m	kg			Tamaño cm aprox.
90 * 90 * 1	2	1,62	37,96	22	35,64	860,12	105 * 95 * 75	890,88	994,47
45 * 90 * 1	2	0,81	19,08	36	29,16	698,88	100 * 100 * 59	897,06	1.001,37
29 * 90 * 1	3	0,78	18,37	54	42,12	1.016,98	105 * 95 * 75	890,46	994,00
60 * 120 * 1	2	1,44	33,18	27	38,88	919,86	120 * 80 * 75	908,75	1.014,42
60 * 60 * 1	3	1,08	24,30	36	38,88	898,80	120 * 80 * 75	930,04	1.038,18
30 * 60 * 1	6	1,08	24,30	48	51,84	1.190,40	120 * 80 * 76	936,29	1.045,16
9,9 * 60 * 1	13	0,77	17,32	64	49,28	1.120,48	100 * 100 * 94	945,59	1.055,55
45,6 * 45,6 * 0,8	5	1,04	18,8	66	68,62	1266	120 * 80 * 105	1166	1301
inch	Units	ft ²	lb	Boxes	ft ²	lb	Sizes inch approx.	ft ²	ft ²
35 7/16 * 35 7/16 * 3/8	2	17,44	83,69	22	383,63	1.896,22	41 5/16 * 37 3/8 * 29 1/2	9.589,39	10.704,43
17 3/4 * 35 7/16 * 3/8	2	8,72	42,06	36	313,88	1.540,75	39 3/8 * 39 3/8 * 23 1/4	9.656,00	10.778,79
11 7/16 * 35 7/16 * 3/8	3	8,40	40,50	54	453,38	2.242,03	41 5/16 * 37 3/8 * 29 1/2	9.584,91	10.699,44
23 5/8 * 47 1/4 * 3/8	2	15,50	73,15	27	418,50	2.027,92	47 1/4 * 31 1/2 * 29 1/2	9.781,75	10.919,17
23 5/8 * 23 5/8 * 3/8	3	11,63	53,57	36	418,50	1.981,49	47 1/4 * 31 1/2 * 29 1/2	10.010,95	11.175,02
11 13/16 * 23 5/8 * 3/8	6	11,63	53,57	48	558,01	2.624,36	47 1/4 * 31 1/2 * 29 15/16	10.078,23	11.250,12
3 7/8 * 23 5/8 * 3/8	13	8,29	38,18	64	530,45	2.470,21	39 3/8 * 39 3/8 * 37	10.178,38	11.361,91
17 15/16 * 17 15/16 * 5/16	5	11,19	41,44	66	738,61	27910,5	47 1/4 * 31 1/2 * 41 5/16	12.550	14.004

NATURE collection

**A smooth stone finished.
For settings with a wrap-round feel.**

Suavidad pétrea.
Espacios completos.



PORCELAIN White | Beige | Grey | Anthracite
WHITE BODY WALL TILES White | Sand | Silver




Nature

Porcelain

34

White | Beige | Grey | Anthracite



90 * 90 * 1 cm
35 * 35"



60 * 60 * 1 cm
24 * 24"



45,6 * 45,6 * 0,8 cm
18 * 18"




29 * 90 * 1 cm
12 * 35"



30 * 60 * 1 cm
12 * 24"



9,9 * 60 * 1 cm
4 * 24"



60 * 120 * 1 cm
24 * 48"



75,5 * 151 * 1,1 cm
30 * 59"



36

37

Nature Porcelain

NATURE WHITE 60*120 soft _ NATURE WHITE 60*60 antislip bush hammered _ D. NATURE MOSAIC
P.V NATURE WHITE _ ANG.P.V. NATURE WHITE _ E.P.V NATURE WHITE _ REJ. NATURE WHITE _ ANG.REJ. NATURE WHITE _ T.REJ. NATURE WHITE



38

39

Nature Porcelain

NATURE ANTHRACITE 90 * 90 antislip bush hammered _ NATURE ANTHRACITE 90 * 90 soft



Nature Porcelain

NATURE BEIGE 75,5*151 soft_NATURE SAND DECOR 40* 120/R

NATURE White




NATURE Grey



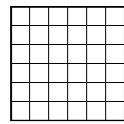
NATURE Beige



NATURE Anthracite



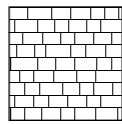
D. NATURE MOSAIC



30 * 30 cm | 12 * 12"

NO RECTIFIED	SOFT PRICE CODE P37
WHITE	26086
GREY	26084
BEIGE	26083
ANTHRACITE	26082

D. NATURE SPAC




30 * 30 cm | 12 * 12"

NO RECTIFIED	SOFT PRICE CODE P58
WHITE	26101
GREY	26099
BEIGE	26098
ANTHRACITE	26097

24819 ALUMINIO/60 _ 60 * 0,5 cm | 24 * 0,2" _ P35

26200 ALUMINIO/90/MAT _ 90 * 0,5 cm | 35 * 0,2" _ P39

26201 L. GOLDEN/MAT/90 _ 90 * 0,5 cm | 35 * 0,2" _ P39



16 patterns

90 * 90 * 1 cm | 35 * 35"


RECTIFIED	SOFT PRICE CODE BN48	ANTISLIP BUSH HAMMERED PRICE CODE BN90
WHITE	25742	25755
GREY	25747	25756
BEIGE	25748	25757
ANTHRACITE	25749	25758



48 patterns

29 * 90 * 1 cm | 12 * 35"


RECTIFIED	SOFT PRICE CODE BN114
WHITE	26212
GREY	26211
BEIGE	26210
ANTHRACITE	26204



12 patterns

60 * 120 * 1 cm | 24 * 48"

RECTIFIED	SOFT PRICE CODE BN72	ANTISLIP BUSH HAMMERED PRICE CODE BN116
WHITE	25818	25829
GREY	25819	25830
BEIGE	25820	25831
ANTHRACITE	25821	25832



24 patterns

60 * 60 * 1 cm | 24 * 24"


RECTIFIED	SOFT PRICE CODE BN33	ANTISLIP BUSH HAMMERED PRICE CODE BN88
WHITE	25764	25801
GREY	25765	25802
BEIGE	25766	25803
ANTHRACITE	25767	25804



48 patterns

30 * 60 * 1 cm | 12 * 24"

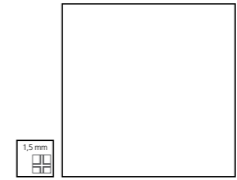
WHITE	SOFT PRICE CODE BN39
WHITE	25833
GREY	25834
BEIGE	25835
ANTHRACITE	25836



12 patterns

75,5 * 151 * 1,1 cm | 30 * 59"

RECTIFIED	SOFT PRICE CODE BN118
WHITE	25841
GREY	25842
BEIGE	25843
ANTHRACITE	25844




35 patterns

1,5 mm

45,6 * 45,6 * 0,8 | 18 * 18"

NO RECTIFIED	SOFT PRICE CODE BN59
WHITE	25845
GREY	25846
BEIGE	25847
ANTHRACITE	25848

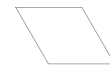


144 patterns

9,9 * 60 * 1 cm | 4 * 24"

RECTIFIED	SOFT PRICE CODE BN97
WHITE	26302
GREY	26304
BEIGE	26303
ANTHRACITE	26301

RHOM. NATURE



14,8 * 17 cm | 6 * 7"

NO RECTIFIED	SOFT PRICE CODE P17
WHITE	26189
GREY	26188
BEIGE	26187
ANTHRACITE	26186

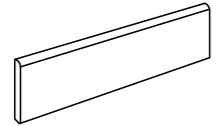
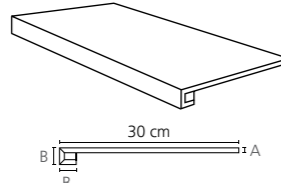
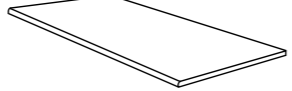



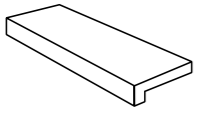
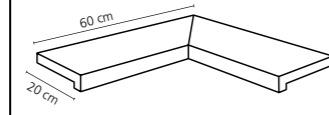
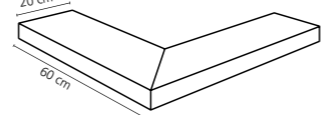
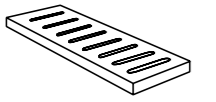
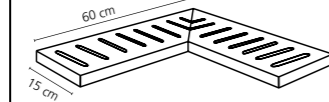
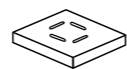
Ejemplos de posibles combinaciones. Se pueden realizar en todos los colores. Examples of possible combinations. Available in all colours.

CARACTERÍSTICAS TÉCNICAS TECHNICAL CHARACTERISTICS						
joint * 0,5 mm	frost proof	versatile	full body	diferent shades	shade variation	various graphics

* Except in 45*45. Joint to 1,5mm. Excepto en 45*45, junta a 1,5 mm.


CARACTERÍSTICAS TÉCNICAS ANTIDESLIZAMIENTO ANTI-SLIP CHARACTERISTICS			
Ensayo Essay	Características Features	Resultado Result	
		SOFT	ANTISLIP BUSH HAMMERED
DIN 51130	Ángulo crítico (Pies calzados) Critical angle (footwear)	R10	R11
DIN 51097	Ángulo crítico (Pies descalzos) Critical angle (Wet loaded barefoot)	A+B	A+B+C
BS 7976-2	Antideslizamiento (Test del péndulo) Slip resistance (Pendulum test)	+36 Wet	-
UNE-ENV 12633	Antideslizamiento (Test del péndulo) Slip resistance (Pendulum test)	Class 2	Class 3
ANSI A.1371	Coefficiente de Fricción Dinámico Dynamic Coefficient of Friction (DCOF)	> 0,42 Wet	> 0,42 Wet
ISO 10545-6	Resistencia a la abrasión profunda Resistance to Deep Abrasion	< 175 mm ³	< 175 mm ³

PIEZA COMPLEMENTARIA COMPLEMENTARY PIECE			
Rodapie - Skirting  R.	Peldaño técnico - Technical stair - thread  P.	Peldaño romo - Rounded stair - thread  R.P.	*S.K.I. *S.K.D. *Z.R.I. *Z.R.D. 
8 * 90/SF cm 3 * 35" P44 8 * 60 cm 3 * 24" P13 8 * 75,5 cm 3 * 30" P43 8 * 45,6 cm 3 * 18" P9	30 * 90 cm 12 * 35" P76 30 * 60 cm 12 * 24" P54 30 * 75,5 cm 12 * 30" P70 30 * 120 cm 12 * 48" P75 30 * 151 cm 12 * 59" P80 A= 1 cm B= 3 cm	30 * 90 cm 12 * 35" P61 30 * 60 cm 12 * 24" P64 30 * 75,5 cm 12 * 30" P67 30 * 120 cm 12 * 48" P77 30 * 151 cm 12 * 59" P54	8 * 30/SF cm 3 * 12" P55 8 * 30 cm 3 * 12" P48

PIEZA ESPECIAL PISCINA SPECIAL PIECE POOL		
Peldaño Vierteagua Pool Coping  P.V.	Peldaño vierteagua angulo Pool Coping internal corner  ANG.P.V.	Peldaño vierteagua esquina Pool Coping external corner  E.P.V.
20 * 60 cm 8 * 24" P61	60 * 60 cm 24 * 24" P70 (PACK 2 units)	60 * 60 cm 24 * 24" P70 (PACK 2 units)
Rejilla Drainage grate  REJ.	Angulo rejilla Angle corner drainage grate  ANG.REJ.	Taco rejilla Square corner drainage grate  T.REJ.
15 * 60 * 2,2 cm 6 * 24 * 7/8" P54	60 * 60 * 2,2 cm 24 * 24" P75 (PACK 2 units)	15 * 15 * 2,2 cm 6 * 6" P85

EMBALAJE PACKING									
Formato Sizes	Cajas Boxes			Pallet			Cont./20' 21500 kg.	Cont./20' 24000 kg.	
	Piezas	m ² sq. m	kg	Cajas	m ² sq. m	kg	Tamaño cm aprox.	m ² sq. m	m ² sq. m
90 * 90 * 1	2	1,62	40	22	35,64	915	105 * 95 * 75	837,44	934,82
60 * 120 * 1	2	1,44	36	27	38,88	997	120 * 80 * 75	838,44	935,93
60 * 60 * 1	3	1,08	24,30	36	38,88	898,80	120 * 80 * 75	930,04	1.038,18
30 * 60 * 1	6	1,08	24,30	48	51,84	1.190,40	120 * 80 * 76	936,29	1.045,16
9,9 * 60 * 1	13	0,77	16,45	64	49,28	1077,8	100 * 100 * 94	983,04	1097,35
45,6 * 45,6 * 0,8	5	1,04	18,8	66	68,64	1265,8	120 * 80 * 105	1165,87	1301,44
inch	Units	ft ²	lb	Boxes	ft ²	lb	Sizes inch approx.	ft ²	ft ²
35 7/16 * 35 7/16 * 3/8	2	17,44	88,18	22	383,63	2017,23	41 5/16 * 37 3/8 * 29 1/2	9014,12	10062,31
23 5/8 * 47 1/4 * 3/8	2	15,50	79,37	27	418,50	2198,01	47 1/4 * 31 1/2 * 29 1/2	9024,88	10074,26
23 5/8 * 23 5/8 * 3/8	3	11,63	53,57	36	418,50	1.981,49	47 1/4 * 31 1/2 * 29 1/2	10.010,95	11.175,02
11 13/16 * 23 5/8 * 3/8	6	11,63	53,57	48	558,01	2.624,36	47 1/4 * 31 1/2 * 29 15/16	10.078,23	11.250,12
3 7/8 * 23 5/8 * 1	13	8,29	36,27	64	530,44	2376,14	39 3/8 * 39 3/8 * 37	10581,34	11811,77
17 15/16 * 17 15/16 * 5/16	5	11,19	41,45	66	738,83	2790,61	47 1/4 * 31 1/2 * 41 5/16	12549,31	14008,57

(Los pesos aquí reflejados pueden sufrir ligeras variaciones en función del lote de producción. Weights shown here may slightly vary depending on the production lot.)



Nature

White Body wall tiles

Sand | White | Silver



40 * 120 * 0,7 cm | 16 * 48"



32 * 90 * 1,05 cm | 13 * 35"





48

49

Nature White body wall tiles

NATURE SAND DECOR 40*120 _ NATURE BEIGE 60*120 soft



Nature White body wall tiles

NATURE SILVER DECOR 40 * 120

NATURE WHITE 32*90
NATURE WHITE DECOR 32*90
URBAN SILVER 90*90 antislip polished

32 * 90 cm | 13 * 35"

40 * 120 cm | 16 * 48"



NATURE



17 patterns

32 * 90 * 1,05 cm | 13 * 35"

RECTIFIED	NATURAL PRICE CODE BN29
WHITE	26279
SAND	24028
SILVER	24027

NATURE DECOR




17 patterns

32 * 90 * 1,05 cm | 13 * 35"

RECTIFIED	NATURAL PRICE CODE BN36
WHITE	26280
SAND	24029
SILVER	24030

D. NATURE MOSAIC




30 * 30 cm | 12 * 12"

NO RECTIFIED	NATURAL PRICE CODE P44
WHITE	26086
SAND	24499
SILVER	24500



NATURE



10 patterns



40 * 120 * 0,7 cm | 16 * 48"

RECTIFIED	NATURAL PRICE CODE BN101
SAND	25461
SILVER	25462

NATURE DECOR



10 patterns

40 * 120 * 0,86 cm | 16 * 48"

RECTIFIED	NATURAL PRICE CODE BN102
SAND	25463
SILVER	25464

Formato Sizes		Cajas Boxes			Pallet			Cont./20' 21500 kg.	Cont./20' 24000 kg.	
cm		Piezas	m ² / sq.m	kg	Cajas	m ² / sq.m	kg	Tamaño cm aprox.	m ² / sq.m	m ² / sq.m
40 * 120 * 0,7		5	2,36	27,50	20	47,2	574	120 * 80 * 54	1845,09	1973,52
40 * 120 * 0,85		4	1,89	25,68	20	37,80	537,60	120 * 80 * 54	1511,72	1687,50
32 * 90 * 1,05		4	1,15	20,9	56	64,4	1195,4	120 * 80 * 106	1158,27	1292,96
inch		Units	ft ²	lb	Boxes	ft ²	lb	Sizes inch approx.	ft ²	ft ²
15 3/4 * 47 1/4 * 1/4		5	25,40	60,50	20	508,05	1265,45	47 1/4 * 31 1/2 * 21 1/4	19860,38347	21242,79
15 3/4 * 47 1/4 * 5/16		4	20,34	56,50	20	406,88	1182,72	47 1/4 * 31 1/2 * 21 1/4	16271,99	18164,08
12 5/8 * 35 * 7/16		4	12,37	46,07	56	693,19	2635,40	47 1/4 * 31 1/2 * 41 3/4	12467,51	13917,30

CARACTERÍSTICAS TÉCNICAS TECHNICAL CHARACTERISTICS			
joint 0,5 mm	wall tiles	matt	thickness 7mm
diferent shades	shade variation	various graphics	

WHISTLER collection

Sawn timber.
Warmth and natural appeal.

Madera aserrada.
Naturalidad y calidez.





Whistler

Porcelain

MAPLE | HONEY | TAUPE | BROWN



24 * 151 * 1,1 cm
30 * 59"





58

59


Whistler Porcelain

WHISTLER BROWN 24*151 natural _ WHISTLER BROWN 24*151 antislip



Whistler Porcelain


WHISTLER MAPLE 24*151 natural _ WHISTLER MAPLE 24*151 antislip _ NATURE WHITE 32*90 _ NATURE WHITE DECOR 32*90



Whistler Porcelain

WHISTLER HONEY 24*151 natural

WHISTLER Taupe
WHISTLER Maple
WHISTLER Honey
WHISTLER Brown



30 patterns

24 * 151 * 1,1 cm | 9 * 59"

RECTIFIED	NATURAL PRICE CODE BN93	ANTISLIP PRICE CODE BN121
BROWN	23930	25370
HONEY	23928	25376
MAPLE	23928	25377
TAUPE	23927	25378

PIEZA COMPLEMENTARIA | COMPLEMENTARY PIECE

Rodapie - Skirting	Peldaño técnico - Technical stair - thread	Peldaño romo - Rounded stair - thread	*S.K.I. *S.K.D. *Z.R.I. *Z.R.D.
8*75,5 cm 3 *30" P73	30*151 cm 9 *59" P80 A= 1,1 cm B= 3,3 cm	30*151 cm 9 *59" P54	8*30 cm 3*12" P55

CARACTERÍSTICAS TÉCNICAS
TECHNICAL CHARACTERISTICS

joint	frost proof	versatile	matt
diferent shades	shade variation	various graphics	various moulds

CARACTERÍSTICAS TÉCNICAS ANTIDESLIZAMIENTO | ANTI-SLIP CHARACTERISTICS

Ensayo Essay	Características Features	Resultado Result	
		NATURAL	ANTISLIP
DIN 51130	Ángulo crítico (Pies calzados) Critical angle (footwear)	R9	R11
DIN 51097	Ángulo crítico (Pies descalzos) Critical angle (Wet loaded barefoot)	-	A+B
BS 7976-2	Antideslizamiento (Test del péndulo) Slip resistance (Pendulum test)	-	+36 Wet
UNE-ENV 12633	Antideslizamiento (Test del péndulo) Slip resistance (Pendulum test)	Class 1	Class 3
ANSI A137.1	Coefficiente de Fricción Dinámico Dynamic Coefficient of Friction (DCOF)	> 0,42	> 0,42
ISO 10545-7	Resistencia a la Abrasión Superficial Resistance to Surface Abrasion	PEI 4	


EMBALAJE | PACKING


Formato Sizes	Cajas Boxes			Pallet				Cont./20'	Cont./20'
	Piezas	m ² / sq.m	kg	Cajas	m ² / sq.m	kg	Tamaño cm aprox.	m ² / sq.m	m ² / sq.m
24 * 151 * 1,1	3	1,09	30,8	42	45,36	1338,6	160 * 92 * 63	728,55	813,27
inch	Units	ft ²	lb	Boxes	ft ²	lb	Sizes inch approx.	ft ²	ft ²
9 7/16 * 59 7/16 * 7/16	3	11,63	67,76	42	488,25	2944,92	63 * 36 1/4 * 24 13/16	7842,06	8753,93

PALETTE collection

**Spring colours.
Refreshingly lovely.**

Colores primaverales.
Frescura y belleza.






Palette

White body wall tile

Ash | Fog | Blue | Ecrú | Taupe | Green



32 * 90 * 1,05 cm | 13 * 35"





68

69

Palette White body wall tiles

PALETTE BLUE _ PALETTE ASH _ D.PALETTE MOSAIC _ URBAN SILVER 90*90 antislip



Palette White body wall tiles

PALETTE GREEN _ PALETTE ECRU _ PALETTE DECOR SQ WARM _ NATURE BEIGE 90*90 soft _ NATURE BEIGE 90*90 bush hammered

PALETTE Ash



26163 L. PALETTE ASH _ 3 * 90 cm | 1 * 36" _ P38

PALETTE Fog



26166 L. PALETTE FOG _ 3 * 90 cm | 1 * 36" _ P38

PALETTE Blue



26164 L. PALETTE BLUE _ 3 * 90 cm | 1 * 36" _ P38

PALETTE Ecrú



26165 L. PALETTE ECRU _ 3 * 90 cm | 1 * 36" _ P38

PALETTE Taupe



26168 L. PALETTE TAUPE _ 3 * 90 cm | 1 * 36" _ P38

PALETTE Green



26167 L. PALETTE GREEN _ 3 * 90 cm | 1 * 36" _ P38

PALETTE Cold | Decor square



PALETTE Cold | Decor Volute



PALETTE Cold | Decor Leaves



PALETTE Warm | Decor square



PALETTE Warm | Decor Volute



PALETTE Warm | Decor Leaves



PALETTE

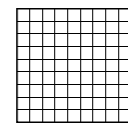


10 patterns

32 * 90 * 1,05 cm | 13 * 35"

RECTIFIED	NATURAL PRICE CODE BN29
ASH	24402
BLUE	24403
ECRU	24405
FOG	24404
GREEN	24407
TAUPE	24406

D. PALETTE MOSAIC




31,5 * 31,5 cm | 12 * 12"

NO RECTIFIED	NATURAL PRICE CODE P56
ASH	24501
BLUE	24502
ECRU	24503
FOG	24504
GREEN	24505
TAUPE	24506


D. PALETTE MOSAIC
Ash




D. PALETTE MOSAIC
Fog




D. PALETTE MOSAIC
Blue




D. PALETTE MOSAIC
Ecrú




D. PALETTE MOSAIC
Taupe



D. PALETTE MOSAIC
Green



PALETTE DECOR SQUARE

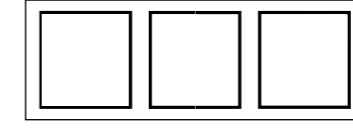


5 patterns

32 * 90 * 1,05 cm | 13 * 35"

RECTIFIED	NATURAL PRICE CODE BN36
COLD	24493
WARM	24494


PALETTE DECOR VOLUTE



32 * 90 * 1,05 cm | 13 * 35"

RECTIFIED	NATURAL PRICE CODE BN36
COLD	26156
WARM	26157

PALETTE DECOR LEAVES



32 * 90 * 1,05 cm | 13 * 35"

RECTIFIED	NATURAL PRICE CODE BN36
COLD	26154
WARM	26155

CARACTERÍSTICAS TÉCNICAS TECHNICAL CHARACTERISTICS		
joint 0,5 mm 	wall tiles 	matt
diferent shades 	shade variation V1 	various graphics

EMBALAJE PACKING							(Los pesos aquí reflejados pueden sufrir ligeras variaciones en función del lote de producción. Weights shown here may slightly vary depending on the production lot.)			
Formato Sizes	Cajas Boxes			Pallet			Cont./20' 21500 kg.	Cont./20' 24000 kg.		
	Piezas	m ² / sq.m	kg	Cajas	m ² / sq.m	kg	Tamaño cm aprox.	m ² / sq.m	m ² / sq.m	
cm	32 * 90 * 1,05	4	1,15	20,9	56	64,4	1195,4	120 * 80 * 106	1158,27	1292,96
inch	12 5/8 * 35 * 7/16	4	12,37	46,07	56	693,19	2635,40	Sizes inch approx.	ft ²	ft ²
								47 1/4 * 31 1/2 * 41 3/4	12467,51	13917,30

26200 ALUMINIO/90/MAT _ 90 * 0,5 cm | 35 * 0,2" _ P39


26201 L. GOLDEN/MAT/90 _ 90 * 0,5 cm | 35 * 0,2" _ P39

IVY collection

**Plant inspired.
Vintage appeal.**

Inspiración vegetal.
Estilo vintage.






76

FS Ivy

Single Fired Floor Tiles

Black | Blue | Sage



45 * 45 * 1,05 cm
18 * 18"



78

79

FS Ivy Sigle fired floor tiles

FS IVY BLACK _ FS 0 _ D. FS FRINGE WHITE



FS IVY Black



FS IVY Blue



FS IVY Sage



D. FS FRINGE Black



D. FS FRINGE Blue



D. FS FRINGE Sage




FS-0

13 patterns



D. FS FRINGE White

FS IVY



10 patterns

45 * 45 * 1,05 cm | 18 * 18"

NO RECTIFIED	NATURAL PRICE CODE BN14
FS IVY BLACK	26170
FS IVY BLUE	26171
FS IVY SAGE	26172
FS-0	13305

D. FS FRINGE



12 * 24 cm | 5 * 9"

NO RECTIFIED	NATURAL PRICE CODE P6
D. FS FRINGE BLACK	26335
D. FS FRINGE BLUE	26334
D. FS FRINGE SAGE	26336
D. FS FRINGE WHITE	26333

PIEZA COMPLEMENTARIA | COMPLEMENTARY PIECE
*Pedido mínimo 10 unidades | Minimum order 10 items

Rodapie - Skirting

R. FS-0

8 * 45 cm | 3 * 17 3/4" P8

CARACTERÍSTICAS TÉCNICAS | TECHNICAL CHARACTERISTICS

joint 1,5 mm	versatile	matte
diferent shades	shade variation	various graphics

CARACTERÍSTICAS TÉCNICAS ANTIDESLIZAMIENTO | ANTI-SLIP CHARACTERISTICS

Ensayo Essay	Características Features	Resultado Result
DIN 51130	Ángulo crítico (Pies calzados) Critical angle (footwear)	R9
DIN 51097	Ángulo crítico (Pies descalzos) Critical angle (Wet loaded barefoot)	—
BS 7976-2	Antideslizamiento (Test del péndulo) Slip resistance (Pendulum test)	+36 Wet
UNE-ENV 12633	Antideslizamiento (Test del péndulo) Slip resistance (Pendulum test)	Class 1
ANSI A.1371:2012	Coefficiente de Fricción Dinámico Dynamic Coefficient of Friction (DCOF)	>0,42
ISO 10545-7	Resistencia a la Abrasión Superficial/Resistance to Surface Abrasion	PEI 4

EMBALAJE | PACKING

Formato Sizes	Cajas Boxes			Pallet			Cont./20' 21500 kg.	Cont./20' 24000 kg.	
	Piezas	m ² / sq.m	kg	Cajas	m ² / sq.m	kg			Tamaño cm aprox.
cm									
45 * 45 * 1,05	5	1,00	23,14	66	66,00	1552,24	102 * 80 * 105	914,16	1020,46
inch									
17 3/4 * 17 3/4 * 7/16	5	10,76	50,91	66	710,42	3414,93	40 3/16 * 31 1/2 * 41 5/16	9839,96	10984,14

FS Ivy Single fired floor tiles

FS IVY SAGE

YARD collection

**Vintage geometrical patterns.
For more spacious settings.**

Geométrica vintage.
Espacios amplios.






FS Yard

Single Fired Floor Tiles

Black | Blue | Sage



45 * 45 * 1,05 cm
18 * 18"





86

87

FS Yard Sigle fired floor tiles

FS YARD BLUE _ FS IVY BLUE _ D. FS FRINGE BLUE



FS YARD Black



FS YARD Blue



FS YARD Sage



D. FS FRINGE Black



D. FS FRINGE Blue



D. FS FRINGE Sage




FS-0

13 patterns



D. FS FRINGE White

FS YARD



45 * 45 * 1,05 cm | 18 * 18"

10 patterns

NO RECTIFIED	NATURAL PRICE CODE BN14
FS YARD BLACK	26173
FS YARD BLUE	26174
FS YARD SAGE	26175
FS-0	13305

D. FS FRINGE



12 * 24 cm | 5 * 9"

NO RECTIFIED	NATURAL PRICE CODE P6
D. FS FRINGE BLACK	26335
D. FS FRINGE BLUE	26334
D. FS FRINGE SAGE	26336
D. FS FRINGE WHITE	26333

PIEZA COMPLEMENTARIA
COMPLEMENTARY PIECE
*Pedido mínimo 10 unidades | Minimum order 10 items

Rodapie - Skirting

R. FS-0

8 * 45 cm | 3 * 17 3/4" P8

CARACTERÍSTICAS TÉCNICAS | TECHNICAL CHARACTERISTICS

joint 1,5 mm	versatile	matt
diferent shades	shade variation	various graphics

CARACTERÍSTICAS TÉCNICAS ANTIDESLIZAMIENTO | ANTI-SLIP CHARACTERISTICS

Ensayo Essay	Características Features	Resultado Result
DIN 51130	Ángulo crítico (Pies calzados) Critical angle (footwear)	R9
DIN 51097	Ángulo crítico (Pies descalzos) Critical angle (Wet loaded barefoot)	—
BS 7976-2	Antideslizamiento (Test del péndulo) Slip resistance (Pendulum test)	+36 Wet
UNE-ENV 12633	Antideslizamiento (Test del péndulo) Slip resistance (Pendulum test)	Class 1
ANSI A.1371:2012	Coefficiente de Fricción Dinámico Dynamic Coefficient of Friction (DCOF)	>0,42
ISO 10545-7	Resistencia a la Abrasión Superficial/Resistance to Surface Abrasion	PEI 4

EMBALAJE | PACKING

Formato Sizes	Cajas Boxes			Pallet			Cont./20' 21500 kg.	Cont./20' 24000 kg.	
	Piezas	m ² / sq.m	kg	Cajas	m ² / sq.m	kg			Tamaño cm aprox.
cm									
45 * 45 * 1,05	5	1,00	23,14	66	66,00	1552,24	102 * 80 * 105	914,16	1020,46
inch									
17 3/4 * 17 3/4 * 7/16	5	10,76	50,91	66	710,42	3414,93	40 3/16 * 31 1/2 * 41 5/16	9839,96	10984,14

FS Yard Sigle fired floor tiles

FS YARK BLUE _ FS IVY BLUE _ D. FS FRINGE BLUE



peronda

Debido a los procesos de impresión, los colores que aparecen en este catálogo deben considerarse aproximados, y no exactos. All colours and hues appearing in this catalogue should be considered approximate, only in view of the printing processes involved.

Los derechos de todos los contenidos (textos, fotografías, dibujos, diseños etc) del presente catálogo son propiedad de PERONDA GROUP, S.A (o en su defecto, cuentan con los correspondientes permisos y autorizaciones de sus titulares). No está permitida la reproducción total o parcial de esta publicación, ni su tratamiento informático, ni la transmisión de ninguna forma o por cualquier medio, ya sea electrónico, mecánico, por fotocopia, por registro u otros medios, sin el permiso previo y por escrito de los titulares del copyright. The rights of all contents (texts, photographs, drawings, designs, etc.) of this catalogue remain the property of PERONDA GROUP, S.A (or, failing that, they have the corresponding permissions and authorizations of the owners). No part of this publication may be reproduced, stored in a retrieval system, or transmitted in any form or by any means, electronic, mechanical, photocopying, recording or otherwise, without the prior written permission of the copyright holders.

© PERONDA GROUP 2019
Av. Manuel Escobedo, 26.
12200 Onda (Castellón) España



peronda.com

Av. Manuel Escobedo, 26 _ P.O Box 51
12200 **Onda (Castellón)** España
964 602 012 _ f. 964 600 361 _ f. exportación (+34) 964 771 162