

THE PERFECT MIX. CEVISAMA 2019

LIBRO DE NOVEDADES
NOVELTIES BOOK
LIVRE DE NOUVEAUTÉS

apegrupo

**THE
PERFECT
MIX.
CEVISAMA
2019**

Nuestros productos son el resultado de nuestra cultura, mentalidad y filosofía corporativa basada prioritariamente en la innovación, la calidad y en nuestra preocupación por un entorno sostenible. En ape cerámica apostamos por la ecología porque sabemos que ser una empresa de futuro pasa por ser una empresa responsable con el cuidado del planeta. Tanto es así, que contamos con los medios técnicos, humanos y económicos a nuestro alcance para prevenir el impacto ambiental que pueda generar nuestra actividad y para garantizar la seguridad de nuestros trabajadores y de nuestro entorno social.

Our products are the result of our culture, mentality and corporate philosophy. They are primarily based on innovation, quality and our concern for a sustainable environment. At Ape Ceramica we are committed to ecology because we know that we must take care of our planet if we want to be a company of the future. So much so that we have the technical, human and economic means at our disposal to prevent the environmental impact that can be generated by our activity and to grant the security of our staff and our social environment.

simbología

symbols

 P PORCELÁNICO/PORCELAIN TILES/GRÉS CERÁME	 N EXTRUSIONADO/EXTRUDED/EXTRUDÉ
 PR PASTA ROJA/RED BODY /PÂTE ROUGE	 C3 CLASE 3/CLASS 3/CLASSE 3
 PB PASTA BLANCA/WHITE BODY /PÂTE BLANCHE	 C0 CLASE 0/CLASS 0/CLASSE 0
 REVESTIMIENTO/WALL TILE/FAÏENCE	 C2 CLASE 2/CLASS 2/CLASSE 2
 PAVIMENTO/FLOOR TILES/SOL	 C1 CLASE 1/CLASS 1
 *B BRILLO/SHINE/BRILLANT	 R9 ANTI-SLIP R9
 M MATE/MATT /MAT	 R10 ANTI-SLIP R10
 * SATINADO/SATIN /SATIN	 R11 ANTI-SLIP R11
 * PULIDO BRILLO/SHINE POLISHED/POLI BRILLANT	 R12 ANTI-SLIP R12
 PULIDO MATE/MATT POLISHED/POLI MAT	 ANTISLIP (DIN 51097)
 * LAPATTO/LAPPED/LAPATTO	 (DCOF) >0.50
 LAPATTO MATE/MATT LAPPED/LAPATTO MAT	 JUNTA RECOMENDADA 5MM / RECOMMENDED JOINT 0,2" /JOINTE ENTRE CHAQUE PIÈCE À 5MMLA MISE.
 RECTIFICADO/RECTIFIED/RECTIFIÉ	 ESPESOR 10MM/THICKNESS 0,4"/ÉPAISSEUR 10MM
 MASA COLOREADA/COLORÉD BODY/TEINTÉE DANS LA MASSE	 V1 ASPECTO UNIFORME/UNIFORM APPEARANCE/APPARENCE UNIFORME
 ESPESORADO/THICKNESS/ÉPAISSEUR	 V2 VARIACION LEVE/SLIGHT VARIATION/LÉGERÉ VARIATION
 PRODUCTO NATURAL/NATURAL PRODUCT/PRODUIT NATUREL	 V3 VARIACION MODERADA/MODERATE VARIATION/MODÉRÉE VARIATION
 ULTRAFINO/SLIM/ULTRA-MINCE	 V4 VARIACION FUERTE/SUBSTANTIAL VARIATION/FORTE VARIATION
 HECHO A MANO/HAND MADE/FAIT MAIN	 MODULARIDAD/MODULARITY/MODULARITÉ
	 VARIACIÓN DE DISEÑO XX PIEZAS/ GRAPHIC FACES XX PIECES/ TAMPONS DIFFÉRENTS XX PIÈCES

**Significado de los símbolos y clasificaciones
utilizados en el catálogo.**

**The meaning of the symbols and classifications
used in this catalogue**

índice - index

alfabético de producto
alphabetic order

A		G		S	
ALP	6	GIO	38	SILK	52
ARTS	14			STATUARY	54
ASTON	8	H		STONEHENGUE	56
		HAVANA	40		
B		HUB	64	T	
BORGOGNA	20			TRENDY	70
		M		TRIBUTE	72
C		METEORIS	42		
CALACATTA BORGHINI	22	NERO MARQUINA	48	V	
CREA	24			VOYAGE	58
		O			
E		OSSIDI	50	W	
ERKINA	30			WALL B	60
		R			
F		RAKU	66		
FLORIDA	32				
FLOW	34				

Alp

30X60 12"X24"

APE

Alp / The perfect mix



ALP GREY 30X60, TOSA GREY 30X60, ALP GREY 45X45.



ALP GREY
30X60 / 12"X24" T13/M



TOSA GREY
30X60 / 12"X24" T16/M



LISTELO ALP GREY
7X60 / 3"X24" D03/P



ALP GREY
45X45 / 18"X18" B07/M

CARACTERÍSTICAS TÉCNICAS · TECHNICAL CHARACTERISTICS

- PR** PASTA ROJA / RED BODY / PÂTE ROUGE
- T** REVESTIMIENTO / WALL TILE / FAÏENCE
- M** MATE / MATT / MAT
- V3** VARIACION MODERADA / MODERATE VARIATION / MODÉRÉE VARIATION

FORMATO PZAS	PZS/CAJA TILES/BOX PIÈCES/ BOITE	M2/CAJA SQM/BOX MÈTRES/ BOITE	KG/CAJA KG/BOX KG/BOITE	CAJAS/PA- LLET BOXES/PA- LLET BOITES/PA- LETTE	M2/PALLET SQM/PALLET MÈTRES/ PALETTE	KG/PALLET KG/PALLET MÈTRES/ PALETTE
45X45	7	1.42	27	52	73.84	1410
30X60	8	1.44	22.95	32	46.08	734

Aston

80X80 - 60X60 - 30X60 - 45X120 32"X32"- 24"X24"- 12"X24"- 18"X48"



ASTON COAL STRU RECT 60X60, ASTON COAL RECT 30X60

APE

Aston / The perfect mix



ASTON GREY RECT 45X120, ALBURY PEARL RECT 45X120, ASTON GREY STRU RECT 80X80



ASTON GREY RECT 45X120, MOSAICO ASTON GREY MIX 30X30, ASTON GREY STRU RECT 60X60

Aston

80X80 - 60X60 - 30X60 - 45X120 32"X32"- 24"X24"- 12"X24"- 18"X48"




ASTON PEARL NATURAL RECT.
80X80 / 32"X32" T33/M

C3 **R11** ASTON PEARL STRU RECT.
80X80 / 32"X32" T33/M



ASTON PEARL NATURAL RECT.
60X60 / 24"X24" T35/M

C3 **R11** ASTON PEARL STRU RECT.
60X60 / 24"X24" T35/M



ASTON PEARL NATURAL RECT.
30X60 / 12"X24" T35/M

C3 **R11** ASTON PEARL STRU RECT.
30X60 / 12"X24" T35/M



ASTON GREY NATURAL RECT.
80X80 / 32"X32" T33/M

C3 **R11** ASTON GREY STRU RECT.
80X80 / 32"X32" T33/M



ASTON GREY NATURAL RECT.
60X60 / 24"X24" T35/M

C3 **R11** ASTON GREY STRU RECT.
60X60 / 24"X24" T35/M




ASTON GREY NATURAL RECT.
30X60 / 12"X24" T35/M

C3 **R11** ASTON GREY STRU RECT.
30X60 / 12"X24" T35/M


APE

Aston / The perfect mix



ASTON COAL NATURAL RECT.
80X80 / 32"X32" T33/M

C3 **R11** ASTON COAL STRU RECT.
80X80 / 32"X32" T33/M



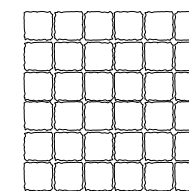
ASTON COAL NATURAL RECT.
60X60 / 24"X24" T35/M

C3 **R11** ASTON COAL STRU RECT.
60X60 / 24"X24" T35/M



ASTON COAL NATURAL RECT.
30X60 / 12"X24" T35/M

C3 **R11** ASTON COAL STRU RECT.
30X60 / 12"X24" T35/M



MOSAICO ASTON MIX
30X30 (5X5) / 12"X12" A01/P

DISPONIBLE EN TODOS LOS COLORES / AVAILABLE IN ALL COLORS

CARACTERÍSTICAS TÉCNICAS · TECHNICAL CHARACTERISTICS

- P** PORCELÁNICO/PORCELAIN TILES/GRÈS CERÁME MASA COLOREADA/ COLORED BODY/TEINTÉE DANS LA MASSE
- M** MATE/MATT /MAT VARIACION LEVE/SLIGHT VARIATION /LÉGERÉ VARIATION
- RECTIFICADO/RECTIFIED/RECTIFIÉ (DCOF) >0.67 (ASTON STRU)

FORMATO PZAS	PZS/CAJA TILES/BOX PIÈCES/BOITE	M2/CAJA SQM/BOX MÈTRES/BOITE	KG/CAJA KG/BOX KG/BOITE	CAJAS/PALLET BOXES/PALLET BOITES/PALETTE	M2/PALLET SQM/PALLET MÈTRES/PALETTE	KG/PALLET KG/PALLET MÈTRES/PALETTE
60X60	3	1.08	24.72	32	34.56	805
30X60	6	1.08	24.47	40	43.20	979
80X80	2	1.28	33.96	40	51.20	1358

Aston

80X80 - 60X60 - 30X60 - 45X120 32"X32"- 24"X24"- 12"X24"- 18"X48"



ASTON WHITE RECT.
45X120 / 18"X48" I20/M



ALBURY WHITE RECT.
45X120 / 18"X48" I21/M



ASTON PEARL RECT.
45X120 / 18"X48" I20/M



ALBURY PEARL RECT.
45X120 / 18"X48" I21/M



ASTON GREY RECT.
45X120 / 18"X48" I20/M



ALBURY GREY RECT.
45X120 / 18"X48" I21/M



DECOR SET (2) THAI WHITE
45X120 / 18"X48" T31/P

APE

Aston / The perfect mix



DECOR ASTON WHITE
45X120 / 18"X48" T31/P



DECOR ASTON PEARL
45X120 / 18"X48" T31/P



DECOR ASTON GREY
45X120 / 18"X48" T31/P

CARACTERÍSTICAS TÉCNICAS · TECHNICAL CHARACTERISTICS

- PB** PASTA BLANCA/WHITE BODY / PÂTE BLANCHE
- R** REVESTIMIENTO/WALL TILE/FAÏENCE
- M** MATE/MATT / MAT
- RECT** RECTIFICADO/RECTIFIED/RECTIFIÉ
- V2** VARIACION LEVE/SLIGHT VARIATION / LÉGERÉ VARIATION


FORMATO PZAS	PZS/CAJA TILES/BOX PIÈCES/BOITE	M2/CAJA SQM/BOX MÈTRES/BOITE	KG/CAJA KG/BOX KG/BOITE	CAJAS/PALLET BOXES/PALLET BOITES/PALETTE	M2/PALLET SQM/PALLET MÈTRES/PALETTE	KG/PALLET KG/PALLET MÈTRES/PALETTE
45X120	4	2.16	36.8	20	43.2	736

Arts

20X50 8"X20"

APE


Arts / The perfect mix



ARTS TURQUOISE 20X50, TIP PEARL 20X50, DECOR AKA PEARL 20X50, TRENDY MIX 20X20.

Arts

20X50 8"X20"



TIP WHITE 20X50, POP CINDER ROSE 20X50, TRENDY BLACK 20X20.

APE

Arts / The perfect mix



ARTS BLUE 20X50, TIP BLUE 20X50, POP BLUE 20X50, TRENDY MIX 20X50.




ARTS WHITE 20X50, DECOR AKA 20X50, POP TURQUOISE 20X50, TRENDY BLACK 20X20.

Arts

20X50 8"X20"



ARTS WHITE
20X50 / 8"X20" B03/M



TIP WHITE
20X50 / 8"X20" B08/M



POP WHITE
20X50 / 8"X20" B08/M



ARTS PEARL
20X50 / 8"X20" B03/M



TIP PEARL
20X50 / 8"X20" B08/M



POP PEARL
20X50 / 8"X20" B08/M



ARTS NUDE
20X50 / 8"X20" T13/M



TIP NUDE
20X50 / 8"X20" B08/M



POP NUDE
20X50 / 8"X20" B08/M



ARTS TURQUOISE
20X50 / 8"X20" T13/M



TIP TURQUOISE
20X50 / 8"X20" B08/M



POP TURQUOISE
20X50 / 8"X20" B08/M



ARTS BLUE
20X50 / 8"X20" T13/M



TIP BLUE
20X50 / 8"X20" B08/M



POP BLUE
20X50 / 8"X20" B08/M



TRENDY MIX
20X50 / 8"X20" T15/M



TRENDY BLACK
20X50 / 8"X20" T15/M



TRENDY MIX
20X20 / 8"X8"
T04/M



TRENDY BLACK
20X20 / 8"X8"
T04/M



LULA
20X20 / 8"X8"
T04/M



TIN
20X20 / 8"X8"
T04/M




ODO
20X20 / 8"X8"
T04/M



MARCEL
20X20 / 8"X8"
T04/M

APE

Arts / The perfect mix



DECOR RAIN WHITE
20X50 / 8"X20" B08/P



DECOR AKA I WHITE
20X50 / 8"X20" T16/P



DECOR AKA II WHITE
20X50 / 8"X20" T16/P



DECOR AKA III WHITE
20X50 / 8"X20" T16/P



DECOR RAIN PEARL
20X50 / 8"X20" B08/P



DECOR AKA I PEARL
20X50 / 8"X20" T16/P



DECOR AKA II PEARL
20X50 / 8"X20" T16/P



DECOR AKA III PEARL
20X50 / 8"X20" T16/P



DECOR RAIN NUDE
20X50 / 8"X20" B08/P



DECOR ARTS I WHITE
20X50 / 8"X20" T16/P



DECOR ARTS II WHITE
20X50 / 8"X20" T16/P



DECOR ARTS III WHITE
20X50 / 8"X20" T16/P



DECOR RAIN TURQUOISE
20X50 / 8"X20" B08/P



DECOR NOBU II WHITE
20X50 / 8"X20" T16/P



DECOR NOBU I WHITE
20X50 / 8"X20" T16/P



DECOR RAIN BLUE
20X50 / 8"X20" B08/P

CARACTERÍSTICAS TÉCNICAS · TECHNICAL CHARACTERISTICS

PR PASTA ROJA / RED BODY / PÂTE ROUGE

M MATE / MATT / MAT

RE REVESTIMIENTO / WALL TILE / FAÏENCE

V1 ASPECTO UNIFORME / UNIFORM APPEARANCE / APPARENCE UNIFORME

FORMATO PZAS	PZS/CAJA TILES/BOX PIÈCES/BOITE	M2/CAJA SQM/BOX MÈTRES/BOITE	KG/CAJA KG/BOX KG/BOITE	CAJAS/PALLET BOXES/PALLET BOITES/PALETTE	M2/PALLET SQM/PALLET MÈTRES/PALETTE	KG/PALLET KG/PALLET MÈTRES/PALETTE
20X50	14	1.40	21.08	48	67.20	1011
20X20	25	1.00	18.82	60	60.00	1129

Borgogna

31,6X90 - 75X75 12,5"X36"- 30"X30"



BORGOGNA PEARL 31,6X90. RELIEVE BORGOGNA PEARL 31,6X90. BORGOGNA PEARL POL. 75X75.

APE

Borgogna / The perfect mix



BORGOGNA PEARL RECT.
31,6X90 / 12,5"X36" T18/M



P ***** BORGOGNA PEARL POLISHED RECT.
75X75 / 30"X30" T38/M



MAURICE PEARL RECT.
31,6X90 / 12,5"X36" T04/M

P **M** BORGOGNA PEARL MATT RECT.
75X75 / 30"X30" T03/M

MOLDURA BORGOGNA PEARL
2,5X31,6 / 1"X12,5" C04/P



CENEFA BORGOGNA PEARL
9,5X31,6 / 4"X12,5" A05/P



ZÓCALO BORGOGNA PEARL
15X31,6 / 6"X12,5" T13/P

CARACTERÍSTICAS TÉCNICAS · TECHNICAL CHARACTERISTICS

PB PASTA BLANCA/WHITE BODY /PÂTE BLANCHE

V RECTIFICADO/RECTIFIED/RECTIFIÉ

T REVESTIMIENTO/WALL TILE/FAÏENCE

V3 VARIACION MODERADA/MODERATE VARIATION/MODÉRÉE VARIATION

M MATE/MATT /MAT

FORMATO PZAS	PZS/CAJA TILES/BOX PIÈCES/BOITE	M2/CAJA SQM/BOX MÈTRES/BOITE	KG/CAJA KG/BOX KG/BOITE	CAJAS/PALLET BOXES/PALLET BOITES/PALETTE	M2/PALLET SQM/PALLET MÈTRES/PALETTE	KG/PALLET KG/PALLET MÈTRES/PALETTE
31,6X90	4	1.13	19.68	48	54.60	944
75X75	2	1.11	28.40	42	46.62	1193

Calacatta Borghini

120X120 - 60X120 48"X48" - 24"X48"



CALACATTA BORGHINI POL RECT 60X120, CALACATTA BORGHINI POL RECT 120X120.

APE

Calacatta Borghini / The perfect mix



***** CALACATTA BORGHINI POL. RECT.
120X120 / 48"X48" **108/M**

M CALACATTA BORGHINI MATT RECT.
120X120 / 48"X48" **106/M**



***** CALACATTA BORGHINI POL. RECT.
60X120 / 24"X48" **T40/M**

M CALACATTA BORGHINI MATT RECT.
60X120 / 24"X48" **T36/M**

CARACTERÍSTICAS TÉCNICAS · TECHNICAL CHARACTERISTICS

- P** PORCELÁNICO/PORCELAIN TILES/GRÈS CERÁME
- ▬** RECTIFICADO/RECTIFIED/RECTIFIÉ
- V2** VARIACION LEVE/SLIGHT VARIATION/LÉGERÉ VARIATION

FORMATO PZAS	PZS/CAJA TILES/BOX PIÈCES/BOITE	M2/CAJA SQM/BOX MÈTRES/BOITE	KG/CAJA KG/BOX KG/BOITE	CAJAS/PALLET BOXES/PALLET BOITES/PALETTE	M2/PALLET SQM/PALLET MÈTRES/PALETTE	KG/PALLET KG/PALLET MÈTRES/PALETTE
120X120	1	1.44	38	36	51.84	1368
60X120	2	1.44	37.44	27	38.88	1010

Crea

30X90 12"X36"

APE

Crea / The perfect mix




CREA WHITE RECT 31,6X90. ILLUSION WHITE RECT 31,6X90. DECOR SET (3) GIAUNGLA WHITE 31,6X90. VITA POLISHED RECT 60X60.

Crea


30X90 12"X36"



CREA WHITE RECT.
30X90 / 12"X36" **T18/M**



ILLUSION WHITE RECT.
30X90 / 12"X36" **T04/M**



CREA BEIGE RECT.
30X90 / 12"X36" **T18/M**




ILLUSION BEIGE RECT.
30X90 / 12"X36" **T04/M**



CREA SKY RECT.
30X90 / 12"X36" **T18/M**



ILLUSION SKY RECT.
30X90 / 12"X36" **T04/M**



CREA GREY RECT.
30X90 / 12"X36" **T18/M**



ILLUSION GREY RECT.
30X90 / 12"X36" **T04/M**



CREA ROSE RECT.
30X90 / 12"X36" **T18/M**



ILLUSION ROSE RECT.
30X90 / 12"X36" **T04/M**

APE

Crea / The perfect mix



DECOR ZIG ZAG WHITE
30X90 / 12"X36" **T40/P**



SPIRAL WHITE MIX RECT.
30X90 / 12"X36" **T28/M**



DECOR ZIG ZAG BEIGE
30X90 / 12"X36" **T40/P**



SPIRAL BEIGE MIX RECT.
30X90 / 12"X36" **T28/M**



DECOR ZIG ZAG SKY
30X90 / 12"X36" **T40/P**



DECOR ZIG ZAG GREY
30X90 / 12"X36" **T40/P**



DECOR ZIG ZAG ROSE
30X90 / 12"X36" **T40/P**

Crea

30X90 12"X36"



DECOR DIVERXO I WHITE
30X90 / 12"X36" T42/P



DECOR DIVERXO I BEIGE
30X90 / 12"X36" T42/P



DECOR DIVERXO II WHITE
30X90 / 12"X36" T42/P



DECOR DIVERXO II BEIGE
30X90 / 12"X36" T42/P



DECOR SET (3) GIAUNGLA WHITE
30X90 / 12"X36" T42/P




DECOR SET (3) GIAUNGLA BEIGE
30X90 / 12"X36" T42/P

CARACTERÍSTICAS TÉCNICAS · TECHNICAL CHARACTERISTICS

- PB** PASTA BLANCA/WHITE BODY / PÂTE BLANCHE
- RE** REVESTIMIENTO/WALL TILE/FAÏENCE
- *B** BRILLO/SHINE/BRILLANT
- R** RECTIFICADO/RECTIFIED/RECTIFIÉ
- V2** VARIACION LEVE/SLIGHT VARIATION / LÉGERÉ VARIATION
- T** ESPESOR 6 MM/THICKNESS 0,24"/ÉPAISSEUR 6 MM

FORMATO PZAS	PZS/CAJA TILES/BOX PIÈCES/BOITE	M2/CAJA SQM/BOX MÈTRES/BOITE	KG/CAJA KG/BOX KG/BOITE	CAJAS/PALLET BOXES/PALLET BOITES/PALLETTE	M2/PALLET SQM/PALLET MÈTRES/PALETTE	KG/PALLET KG/PALLET MÈTRES/PALETTE
30X90	6	1,62	20,14	60	97,2	1208



CREA SKY RECT 31,6X90. ILLUSION SKY RECT 31,6X90. SPIRAL WHITE RECT 31,6X90. QUINTESSENCE NATURAL POL. RECT 22X118.

Erkina

25X70 10"X27,5"



ERKINA ESSENTIAL PEARL 25X70, LIONS ESSENTIAL PEARL 25X70, ERKINA ESSENTIAL PEARL 45X45

APE

Erkina / The perfect mix



ERKINA PEARL
25X70 / 10"X27,5" B08/M



ERKINA ESSENTIAL GRAY
25X70 / 10"X27,5" B08/M



LIONS PEARL
25X70 / 10"X27,5" T16/M



LIONS ESSENTIAL GRAY
25X70 / 10"X27,5" T16/M



DECOR ERKINA
25X70 / 10"X27,5" T04/P



ERKINA PEARL
45X45 / 18"X18" B07/M



ERKINA ESSENTIAL GRAY
45X45 / 18"X18" B07/M

CARACTERÍSTICAS TÉCNICAS · TECHNICAL CHARACTERISTICS

PR PASTA ROJA / RED BODY / PÂTE ROUGE

***B** BRILLO / SHINE / BRILLANT

RE REVESTIMIENTO / WALL TILE / FAÏENCE

V3 VARIACION MODERADA / MODERATE VARIATION / MODÉRÉE VARIATION

FORMATO PZAS	PZS/CAJA TILES/BOX PIÈCES/BOITE	M2/CAJA SQM/BOX MÈTRES/BOITE	KG/CAJA KG/BOX KG/BOITE	CAJAS/PALLET BOXES/PALLET BOITES/PALETTE	M2/PALLET SQM/PALLET MÈTRES/PALETTE	KG/PALLET KG/PALLET MÈTRES/PALETTE
25X70	9	1.58	24.58	64	101.12	1575
45X45	7	1.42	25.83	52	73.84	1343

Florida

15X90 6"X36"

APE

Florida / The perfect mix



FLORIDA SNOW 15X90, DECOWOOD GREY 25X29, LOFT NEGRO 10X30.



FLORIDA WHITE
15X90 / 6"X36" T12/M



FLORIDA NATURAL
15X90 / 6"X36" T12/M



FLORIDA SNOW
15X90 / 6"X36" T12/M



FLORIDA GREY
15X90 / 6"X36" T12/M



FLORIDA HAYA
15X90 / 6"X36" T12/M



FLORIDA NOGAL
15X90 / 6"X36" T12/M



R11 DECOWOOD WHITE MIX
25X29 / 10"X11" D04/M



R11 DECOWOOD SNOW MIX
25X29 / 10"X11" D04/M



R11 DECOWOOD HAYA MIX
25X29 / 10"X11" D04/M

CARACTERÍSTICAS TÉCNICAS · TECHNICAL CHARACTERISTICS

- P** PORCELÁNICO/PORCELAIN TILES/GRÈS CERÁME
- M** MATE/MATT /MAT
- V3** VARIACION MODERADA/MODERATE VARIATION /MODÉRÉE VARIATION

FORMATO PZAS	PZS/CAJA TILES/BOX PIÈCES/BOITE	M2/CAJA SQM/BOX MÈTRES/BOITE	KG/CAJA KG/BOX KG/BOITE	CAJAS/PALLET BOXES/PALLET BOITES/PALETTE	M2/PALLET SQM/PALLET MÈTRES/PALETTE	KG/PALLET KG/PALLET MÈTRES/PALETTE
15X90	7	0.94	19.4	64	60.48	1242
25X29	18	1.00	22.89	48	48.00	1098

Flow

33,3X100 13"X40"

APE


Flow / The perfect mix




FLOW MIST RECT 33,3X100, PRISM MIST 33,3X100, ALABAMA QUERCIA RECT 20X120.

Flow


33,3X100 13"X40"




FLOW WHITE RECT.
33,3X100 / 13"X40" T04/M




FLOW MIST RECT.
33,3X100 / 13"X40" T04/M




PRISM WHITE RECT.
33,3X100 / 13"X40" T36/M



PRISM MIST RECT.
33,3X100 / 13"X40" T36/M



ENEА WHITE RECT.
33,3X100 / 13"X40" T07/M



ENEА MIST RECT.
33,3X100 / 13"X40" T07/M




DECOR SET (3) BOTANIC
33,3X100 / 13"X40" F04/P



DECOR TRIANGLE WHITE
33,3X100 / 13"X40" F01/P

APE


Flow / The perfect mix



FLOW DOVE RECT.
33,3X100 / 13"X40" T04/M



DECOR CHANDELIER I
33,3X100 / 13"X40" F01/P



PRISM DOVE RECT.
33,3X100 / 13"X40" T36/M



DECOR CHANDELIER II
33,3X100 / 13"X40" F01/P



ENEА DOVE RECT.
33,3X100 / 13"X40" T07/M



DECOR TRIANGLE DOVE
33,3X100 / 13"X40" F01/P

CARACTERÍSTICAS TÉCNICAS · TECHNICAL CHARACTERISTICS

- PB** PASTA BLANCA/WHITE BODY / PÂTE BLANCHE
- VI** REVESTIMIENTO/WALL TILE/FAÏENCE
- RE** RECTIFICADO/RECTIFIED/RECTIFIÉ
- VI** ASPECTO UNIFORME/UNIFORM APPEARANCE/APPARENCE UNIFORME

FORMATO PZAS	PZS/CAJA TILES/BOX PIÈCES/BOITE	M2/CAJA SQM/BOX MÈTRES/BOITE	KG/CAJA KG/BOX KG/BOITE	CAJAS/PALLET BOXES/PALLET BOITES/PALETTE	M2/PALLET SQM/PALLET MÈTRES/PALETTE	KG/PALLET KG/PALLET MÈTRES/PALETTE
33,3X100	4	1.33	25.14	48	63.84	1207

Gio

31,6X90 - 75X75 12,5"X36"- 30"X30"

APE

Gio / The perfect mix



GIO NATURAL 31,6X90, RELIEVE GIO NATURAL 31,6X90, GIO NATURAL POL. 31,6X90.



MOLDURA GIO NATURAL
2,5X31,6 / 1"X12,5" B09/P

GIO NATURAL RECT.
31,6X90 / 12,5"X36" T18/M



CENEFA GIO NATURAL
9,5X31,6 / 4"X12,5" A08/P

GABO NATURAL RECT.
31,6X90 / 12,5"X36" T04/M

ZÓCALO GIO NATURAL
15X31,6 / 6"X12,5" B08/P



P * GIO NATURAL POLISHED RECT.
75X75 / 30"X30" T38/M

P **M** GIO NATURAL MATT RECT.
75X75 / 30"X30" T03/M

CARACTERÍSTICAS TÉCNICAS · TECHNICAL CHARACTERISTICS

PB PASTA BLANCA / WHITE BODY / PÂTE BLANCHE

RE REVESTIMIENTO / WALL TILE / FAÏENCE

RE RECTIFICADO / RECTIFIED / RECTIFIÉ

V3 VARIACION MODERADA / MODERATE VARIATION / MODÉRÉE VARIATION

FORMATO PZAS	PZS/CAJA TILES/BOX PIÈCES/BOITE	M2/CAJA SQM/BOX MÈTRES/BOITE	KG/CAJA KG/BOX KG/BOITE	CAJAS/PALLET BOXES/PALLET BOITES/PALETTE	M2/PALLET SQM/PALLET MÈTRES/PALETTE	KG/PALLET KG/PALLET MÈTRES/PALETTE
31,6X90	4	1.13	19.68	48	54.60	944
75X75	2	1.11	26.85	42	46.62	1127

Havana

22,5X90 9"X36"

APE

Havana / The perfect mix



HAVANA COFFEE 22,5X90.



HAVANA HONEY
22,5X90 / 9"X36" B04/M



HAVANA ALMOND
22,5X90 / 9"X36" B04/M



HAVANA WALNUT
22,5X90 / 9"X36" B04/M



HAVANA COFFEE
22,5X90 / 9"X36" B04/M



HAVANA ASH
22,5X90 / 9"X36" B04/M

CARACTERÍSTICAS TÉCNICAS · TECHNICAL CHARACTERISTICS

P PORCELÁNICO/PORCELAIN TILES/GRÈS CERÁME

M MATE/MATT / MAT

V3 VARIACION MODERADA/MODERATE VARIATION / MODÉRÉE VARIATION

FORMATO PZAS	PZS/CAJA TILES/BOX PIÈCES/ BOITE	M2/CAJA SQM/BOX MÈTRES/ BOITE	KG/CAJA KG/BOX	CAJAS/PALLET BOXES/PALLETTE	M2/PALLET SQM/PALLET MÈTRES/ PALETTE	KG/PALLET KG/PALLET MÈTRES/ PALETTE
22,5X90	6	1.21	22.89	60	72.90	1373

Meteoris

35X100 14"X40"



METEORIS GRAPHITE RECT 35X100 INDUSTRIAL GRAPHITE RECT 35X100

APE

Meteoris / The perfect mix



METEORIS OXID RECT 35X100 DECOR SET (3) AURELIA OXID 35X100 QUINTESSENCE GRAPHITE POL RECT 22X118



METEORIS NEUTRAL RECT 35X100 FENCE NEUTRAL RECT 35X100

Meteoris

35X100 14"X40"



METEORIS NEUTRAL RECT.
35X100 / 14"X40" T04/M



METEORIS OXID RECT.
35X100 / 14"X40" T04/M



FENCE NEUTRAL RECT.
35X100 / 14"X40" T36/M



FENCE OXID RECT.
35X100 / 14"X40" T36/M



INDUSTRIAL NEUTRAL RECT.
35X100 / 14"X40" T36/M




INDUSTRIAL OXID RECT.
35X100 / 14"X40" T36/M



DECOR METEORIS NEUTRAL
35X100 / 14"X40" F01/P




DECOR METEORIS OXID
35X100 / 14"X40" F01/P



P **M** METEORIS OXID RECT.
59X59 / 23"X23" T35/M

APE

Meteoris / The perfect mix




METEORIS GRAPHITE RECT.
35X100 / 14"X40" T04/M



GLASS NEUTRAL RECT.
35X100 / 14"X40" T28/M




FENCE GRAPHITE RECT.
35X100 / 14"X40" T36/M



INDUSTRIAL GRAPHITE RECT.
35X100 / 14"X40" T36/M



DECOR METEORIS GRAPHITE
35X100 / 14"X40" F01/P



P **M** METEORIS GRAPHITE RECT.
59X59 / 23"X23" T35/M

Meteoris

35X100 14"X40"



DECOR SET (3) AURELIA NEUTRAL
35X100 / 14"X40" F01/P



DECOR SET (3) AURELIA OXID
35X100 / 14"X40" F01/P



DECOR SET (3) AURELIA GRAPHITE
35X100 / 14"X40" F01/P

APE

Meteoris / The perfect mix



METEORIS NEUTRAL RECT 35X100, GLASS NEUTRAL RECT 35X100, ALABAMA QUERCIA RECT 20X120.

CARACTERÍSTICAS TÉCNICAS · TECHNICAL CHARACTERISTICS

- PB** PASTA BLANCA/WHITE BODY /PÂTE BLANCHE
- B** BRILLO/SHINE/BRILLANT
- V2** VARIACION LEVE/SLIGHT VARIATION /LÉGERÉ VARIATION
- T** REVESTIMIENTO/WALL TILE/FAÏENCE
- R** RECTIFICADO/RECTIFIED/RECTIFIÉ

FORMATO PZAS	PZS/CAJA TILES/BOX PIÈCES/BOITE	M2/CAJA SQM/BOX MÈTRES/BOITE	KG/CAJA KG/BOX KG/BOITE	CAJAS/PALLET BOXES/PALLET BOITES/PALETTE	M2/PALLET SQM/PALLET MÈTRES/PALETTE	KG/PALLET KG/PALLET MÈTRES/PALETTE
35X100	3	1.05	20.38	26	27.3	550
59,2X59,2	3	1.05	20.6	36	37.8	767

Nero Marquina


59X119 - 30X30 - 78X78 23"X47"- 12"X12"- 31"X31"



NERO MARQUINA POL. RECT. 79X79, NERO MARQUINA POL. RECT. 59X119, STATUARY VENATO MATT RECT. 60X120, STATUARY VENATO MATT RECT. 120X120.

APE


Nero Marquina / The perfect mix



NERO MARQUINA POL. RECT.
59X119 / 23"X47" 102/M



M NERO MARQUINA MATT
30X30 / 12"X12" 109/M



NERO MARQUINA POL. RECT.
78X78 / 31"X31" 102/M

CARACTERÍSTICAS TÉCNICAS · TECHNICAL CHARACTERISTICS

- P** PORCELÁNICO/PORCELAIN TILES/GRÈS CERÁME
- *** PULIDO BRILLO/SHINE POLISHED/POLI BRILLANT
- V2** VARIACION LEVE/SLIGHT VARIATION/LÉGERÉ VARIATION
- M** MASA COLOREADA/COLORED BODY/TEINTÉE DANS LA MASSE
- RECT** RECTIFICADO/RECTIFIED/RECTIFIÉ

FORMATO PZAS	PZS/CAJA TILES/BOX PIÈCES/BOITE	M2/CAJA SQM/BOX MÈTRES/BOITE	KG/CAJA KG/BOX KG/BOITE	CAJAS/PALLET BOXES/PALLET BOITES/PALETTE	M2/PALLET SQM/PALLET MÈTRES/PALETTE	KG/PALLET KG/PALLET MÈTRES/PALETTE
78X78	2	1.21	33.96	40	48.67	1358
30X30	10	0.90	20.83	48	43.20	1000
59X119	2	1.40	37.72	24	33.60	905

Ossidi

20X60 8"X24"



OSSIDI MOSS 20X60, OSSIDI WHITE 20X60, FLOW WHITE RECT. 33,3X100, HAVANNA ASH 22,5X90.

APE

Ossidi / The perfect mix



OSSIDI WHITE
20X60 / 8"X24" T16/M



DECOR HATCHWORK WHITE
20X60 / 8"X24" T11/P



DECOR CARAT I WHITE
20X60 / 8"X24" T12/P



OSSIDI OXID
20X60 / 8"X24" T16/M



DECOR HATCHWORK OXID
20X60 / 8"X24" T11/P



DECOR CARAT II WHITE
20X60 / 8"X24" T12/P



OSSIDI GRAPHITE
20X60 / 8"X24" T16/M



DECOR HATCHWORK GRAPHITE
20X60 / 8"X24" T11/P



DECOR SET (3) CANVAS WHITE
20X60 / 8"X24" T12/P



OSSIDI MOSS
20X60 / 8"X24" T16/M



DECOR HATCHWORK MOSS
20X60 / 8"X24" T11/P



DECOR SET (3) CANVAS WHITE
20X60 / 8"X24" T12/P

CARACTERÍSTICAS TÉCNICAS · TECHNICAL CHARACTERISTICS

PR PASTA ROJA / RED BODY / PÂTE ROUGE

B BRILLO / SHINE / BRILLANT

RE REVESTIMIENTO / WALL TILE / FAÏENCE

V3 VARIACION MODERADA / MODERATE VARIATION / MODÉRÉE VARIATION

FORMATO PZAS	PZS/CAJA TILES/BOX PIÈCES/BOITE	M2/CAJA SQM/BOX MÈTRES/BOITE	KG/CAJA KG/BOX KG/BOITE	CAJAS/PALLET BOXES/PALLET BOITES/PALETTE	M2/PALLET SQM/PALLET MÈTRES/PALETTE	KG/PALLET KG/PALLET MÈTRES/PALETTE
20X60	9	1.08	18.13	80	86.40	1450

Silk


40X120 16"X48"




OH-YEAH WHITE RECT. 40X120, FOLD WHITE RECT. 40X120, WABI SABI GRAPHITE RECT. 60X120.

APE

Silk / The perfect mix



M OH LA LA WHITE RECT.
40X120 / 16"X48" T04/M



***B** OH YEAH WHITE RECT.
40X120 / 16"X48" T28/M




M OLE WHITE RECT.
40X120 / 16"X48" T36/M




***B** FOLD WHITE RECT.
40X120 / 16"X48" T33/M



M MAMA MIA WHITE RECT.
40X120 / 16"X48" T36/M



***B** ORIGAMI WHITE RECT.
40X120 / 16"X48" T33/M



M TOLL WHITE RECT.
40X120 / 16"X48" T36/M

CARACTERÍSTICAS TÉCNICAS · TECHNICAL CHARACTERISTICS

- PB** PASTA BLANCA / WHITE BODY / PÂTE BLANCHE
- *B** BRILLO / SHINE / BRILLANT
- VI** RECTIFICADO / RECTIFIED / RECTIFIÉ
- W** REVESTIMIENTO / WALL TILE / FAÏENCE
- M** MATE / MATT / MAT
- VI** ASPECTO UNIFORME / UNIFORM APPEARANCE / APPARENCE UNIFORME

FORMATO PZAS	PZS/CAJA TILES/BOX PIÈCES/BOITE	M2/CAJA SQM/BOX MÈTRES/BOITE	KG/CAJA KG/BOX KG/BOITE	CAJAS/PALLET BOXES/PALLET BOITES/PALETTE	M2/PALLET SQM/PALLET MÈTRES/PALETTE	KG/PALLET KG/PALLET MÈTRES/PALETTE
40X120	3	1.44	29.10	28	40.32	815

Statuary Venato

120X120 - 60X120 48"X48"- 24"X48"




STATUARY VENATO POL RECT 60X120, STATUARY VENATO POL RECT 120X120, DECOR SET(2) SAUVAGE POL RECT 60X120.

APE

Statuary / The perfect mix



***** STATUARY VENATO POL. RECT.
120X120 / 48"X48" **108/M**



STATUARY VENATO POL. RECT.
60X120 / 24"X48" **T40/M**

M STATUARY VENATO MATT RECT.
120X120 / 48"X48" **106/M**

STATUARY VENATO MATT RECT.
60X120 / 24"X48" **T36/M**



DECOR SET (2) SAUVAGE POL. RECT.
60X120 / 24"X48" **T23/P**

CARACTERÍSTICAS TÉCNICAS · TECHNICAL CHARACTERISTICS

P PORCELÁNICO/PORCELAIN TILES/GRÈS CERÁME **RE** RECTIFICADO/RECTIFIED/RECTIFIÉ **V2** VARIACION LEVE/SLIGHT VARIATION/LÉGERÉ VARIATION

FORMATO PZAS	PZS/CAJA TILES/BOX PIÈCES/BOITE	M2/CAJA SQM/BOX MÈTRES/BOITE	KG/CAJA KG/BOX KG/BOITE	CAJAS/PALLET BOXES/PALLET BOITES/PALLETTE	M2/PALLET SQM/PALLET MÈTRES/PALLETTE	KG/PALLET KG/PALLET MÈTRES/PALLETTE
60X120	2	1,44	37,72	30	43,20	1131
120X120	1	1,44	38	36	51,84	1368

Stonehenge

25X50 10"X20"

APE

Stonehenge / The perfect mix



STONEHENGE GREY 25X50, HAVANA COFFEE 22,5X90.



STONEHENGE PEARL
25X50 / 10"X20" T15/M



DECOR STONEHENGE PEARL
25X50 / 10"X20" T16/P



STONEHENGE GREY
25X50 / 10"X20" T15/M



DECOR STONEHENGE GREY
25X50 / 10"X20" T16/P



STONEHENGE GRAPHITE
25X50 / 10"X20" T15/M



DECOR STONEHENGE GRAPHITE
25X50 / 10"X20" T16/P



SALISBURY PEARL
25X50 / 10"X20" T10/M



FOLK MIX
25X50 / 10"X20" T10/M

CARACTERÍSTICAS TÉCNICAS · TECHNICAL CHARACTERISTICS

- PR** PASTA ROJA / RED BODY / PÂTE ROUGE
- T** REVESTIMIENTO / WALL TILE / FAÏENCE
- M** MATE / MATT / MAT
- V3** VARIACION MODERADA / MODERATE VARIATION / MODÉRÉE VARIATION

FORMATO PZAS	PZS/CAJA TILES/BOX PIÈCES/ BOITE	M2/CAJA SQM/BOX MÈTRES/ BOITE	KG/CAJA KG/BOX KG/BOITE	CAJAS/PA- LLET BOXES/PA- LLET BOITES/PA- LETTE	M2/PALLET SQM/PALLET MÈTRES/ PALETTE	KG/PALLET KG/PALLET MÈTRES/ PALETTE
25X50	12	1.50	23.00	56	84.00	1288

Voyage


78X78 - 39X78 - 30X30 31"X31" - 15"X31" - 12"X12"



CRAYON BRONZE 31,6X90, KENTIA BRONZE 31,6X90, VOYAGE POL. RECT 78X78, VOYAGE POL. RECT 39X78

APE

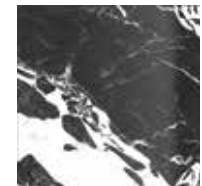
Voyage / The perfect mix



*** P** VOYAGE POL. RECT.
78X78 / 31"X31" 102/M



*** P** VOYAGE POL. RECT.
39X78 / 15"X31" 102/M



M VOYAGE MATT
30X30 / 12"X12" 109/M



*** B** HEXAGON VOYAGE MATT
17,5X20,2 / 7"X8" T09/M

CARACTERÍSTICAS TÉCNICAS · TECHNICAL CHARACTERISTICS

P PORCELÁNICO/PORCELAIN TILES/GRÈS CERÁME

M MASA COLOREADA/COLORED BODY/TEINTÉE DANS LA MASSE

RE RECTIFICADO/RECTIFIED/RECTIFIÉ

V3 VARIACION MODERADA/MODERATE VARIATION / MODÉRÉE VARIATION

FORMATO PZAS	PZS/CAJA TILES/BOX PIÈCES/BOITE	M2/CAJA SQM/BOX MÈTRES/BOITE	KG/CAJA KG/BOX KG/BOITE	CAJAS/PALLET BOXES/PALLET BOITES/PALETTE	M2/PALLET SQM/PALLET MÈTRES/PALETTE	KG/PALLET KG/PALLET MÈTRES/PALETTE
39X78	4	1.21	33.96	40	48.67	1358
78X78	2	1.21	33.96	40	48.67	1358
30X30	10	0.90	20,83	48	43.20	1000

Wall B

45X120 18"X48"



WALL B PEARL RECT. 45X120. TRAVIATA WHITE MIX RECT. 45X120. AVALON NATURAL RECT. 20,5X147,5.

APE


Wall B / The perfect mix



WALL B WHITE RECT.
45X120 / 18"X48" 120/M



WALL B PEARL RECT.
45X120 / 18"X48" 120/M



WALL B BONE RECT.
45X120 / 18"X48" 120/M



TRESS B WHITE RECT.
45X120 / 18"X48" 121/M



TRESS B PEARL RECT.
45X120 / 18"X48" 121/M



TRESS B BONE RECT.
45X120 / 18"X48" 121/M

Wall B

45X120 18"X48"



DECOR INTUITION I WHITE
45X120 / 18"X48" T50/P



DECOR INTUITION II WHITE
45X120 / 18"X48" T50/P



DECOR INTUITION I PEARL
45X120 / 18"X48" T50/P



DECOR INTUITION II PEARL
45X120 / 18"X48" T50/P



DECOR INTUITION I BONE
45X120 / 18"X48" T50/P



DECOR INTUITION II BONE
45X120 / 18"X48" T50/P

APE

Wall B / The perfect mix



DECOR WALL B WHITE
45X120 / 18"X48" F04/P



DECOR WALL B PEARL
45X120 / 18"X48" F04/P



DECOR WALL B BONE
45X120 / 18"X48" F04/P



TRAVIATA WHITE MIX RECT.
45X120 / 18"X48" I14/M

CARACTERÍSTICAS TÉCNICAS · TECHNICAL CHARACTERISTICS

PB PASTA BLANCA/WHITE BODY /PÂTE BLANCHE

RE REVESTIMIENTO/WALL TILE/FAÏENCE

M MATE/MATT /MAT

R RECTIFICADO/RECTIFIED/RECTIFIÉ

V3 VARIACION MODERADA/MODERATE VARIATION /MODÉRÉE VARIATION

FORMATO PZAS	PZS/CAJA TILES/BOX PIÈCES/BOITE	M2/CAJA SQM/BOX MÈTRES/BOITE	KG/CAJA KG/BOX KG/BOITE	CAJAS/PALLET BOXES/PALLET BOITES/PALETTE	M2/PALLET SQM/PALLET MÈTRES/PALETTE	KG/PALLET KG/PALLET MÈTRES/PALETTE
45X120	4	2.16	36.8	20	43.20	736

Hub

15X15 6"X6"




HUB IRON 15X15, HUB MADDI MIX IRON 15X15.

CARMEN

Hub / The perfect mix




HUB PEARL
15X15 / 6"X6" T36/M



HUB IRON
15X15 / 6"X6" T36/M




HUB COPPER
15X15 / 6"X6" T36/M



HUB COAL
15X15 / 6"X6" T36/M



MADDI MIX PEARL
15X15 / 6"X6" T36/M



MADDI MIX IRON
15X15 / 6"X6" T36/M



MADDI MIX COPPER
15X15 / 6"X6" T36/M



MADDI MIX COAL
15X15 / 6"X6" T36/M

CARACTERÍSTICAS TÉCNICAS · TECHNICAL CHARACTERISTICS

P PORCELÁNICO/PORCELAIN TILES/GRÈS CERÁME

R10

M MATE/MATT /MAT

V3

VARIACION MODERADA/MODERATE VARIATION/MODÉRÉE VARIATION

FORMATO PZAS	PZS/CAJA TILES/BOX PIÈCES/BOITE	M2/CAJA SQM/BOX MÈTRES/BOITE	KG/CAJA KG/BOX KG/BOITE	CAJAS/PALLET BOXES/PALLET BOITES/PALETTE	M2/PALLET SQM/PALLET MÈTRES/PALETTE	KG/PALLET KG/PALLET MÈTRES/PALETTE
15X15	22	0.49	9.94	120	59.40	1193

Raku

7,5X30 3"X12"



RAKU WHITE 13X13, QIN WHITE 13X13, RAKU GREEN 7,5X30.

CARMEN

Raku / The perfect mix



RAKU BONE 7,5X30, KINTSUGI BONE 7,5X30, RAKU BONE 13X13, RAKU COTTO 13X13.




HEXAGON RAKU GRAPHITE 13,9X16, HAVANA WALNUT 22,5X90.

Raku


7,5X30 3"X12"



RAKU WHITE
7,5X30 / 3"X12" T05/M




RAKU GREY
7,5X30 / 3"X12" T05/M



RAKU GRAPHITE
7,5X30 / 3"X12" T05/M



RAKU GREEN
7,5X30 / 3"X12" T05/M



RAKU BONE
7,5X30 / 3"X12" T05/M



RAKU COTTO
7,5X30 / 3"X12" T05/M



DECOR KINTSUGI WHITE
7,5X30 / 3"X12" B10/P



DECOR KINTSUGI GREY
7,5X30 / 3"X12" B10/P



DECOR KINTSUGI GRAPHITE
7,5X30 / 3"X12" B10/P



DECOR KINTSUGI GREEN
7,5X30 / 3"X12" B10/P



DECOR KINTSUGI BONE
7,5X30 / 3"X12" B10/P



DECOR KINTSUGI COTTO
7,5X30 / 3"X12" B10/P

CARACTERÍSTICAS TÉCNICAS · TECHNICAL CHARACTERISTICS



PASTA BLANCA / WHITE BODY / PÂTE BLANCHE



BRILLO / SHINE / BRILLANT



ESPOSOR 8 MM / THICKNESS 0,3" / ÉPAISSEUR 8 MM



REVESTIMIENTO / WALL TILE / FAÏENCE



VARIACION FUERTE / SUBSTANTIAL VARIATION / FORTE VARIATION

FORMATO PZAS	PZS/CAJA TILES/BOX PIÈCES/BOITE	M2/CAJA SQM/BOX MÈTRES/BOITE	KG/CAJA KG/BOX KG/BOITE	CAJAS/PALLET BOXES/PALLET BOITES/PALETTE	M2/PALLET SQM/PALLET MÈTRES/PALETTE	KG/PALLET KG/PALLET MÈTRES/PALETTE
7,5X30	20	0.45	6.94	120	54.00	833
13,8X13,8	26	0.49	6.8	120	59.4	816

CARMEN

Raku / The perfect mix



HEXAGON
RAKU WHITE
13,9X16 / 5,5"X6"
115/M



HEXAGON
RAKU GREY
13,9X16 / 5,5"X6"
115/M



HEXAGON
RAKU GRAPHITE
13,9X16 / 5,5"X6"
115/M



HEXAGON
RAKU GREEN
13,9X16 / 5,5"X6"
115/M




HEXAGON
RAKU BONE
13,9X16 / 5,5"X6"
115/M



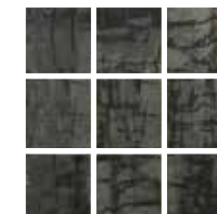
HEXAGON
RAKU COTTO
13,9X16 / 5,5"X6"
115/M



RAKU WHITE
13,8X13,8 / 5,5"X5,5"
102/M




RAKU GREY
13,8X13,8 / 5,5"X5,5"
102/M



RAKU GRAPHITE
13,8X13,8 / 5,5"X5,5"
102/M



RAKU GREEN
13,8X13,8 / 5,5"X5,5"
102/M




RAKU BONE
13,8X13,8 / 5,5"X5,5"
102/M



RAKU COTTO
13,8X13,8 / 5,5"X5,5"
102/M



QIN WHITE
13,8X13,8 / 5,5"X5,5"
116/M



QIN BONE
13,8X13,8 / 5,5"X5,5"
116/M

CARACTERÍSTICAS TÉCNICAS · TECHNICAL CHARACTERISTICS



PORCELÁNICO / PORCELAIN TILES / GRÈS CERÀME



ESPOSOR 8 MM / THICKNESS 0,3" / ÉPAISSEUR 8 MM



MATE / MATT / MAT




VARIACION FUERTE / SUBSTANTIAL VARIATION / FORTE VARIATION

FORMATO PZAS	PZS/CAJA TILES/BOX PIÈCES/BOITE	M2/CAJA SQM/BOX MÈTRES/BOITE	KG/CAJA KG/BOX KG/BOITE	CAJAS/PALLET BOXES/PALLET BOITES/PALETTE	M2/PALLET SQM/PALLET MÈTRES/PALETTE	KG/PALLET KG/PALLET MÈTRES/PALETTE
13,9X16	25	0.41	9.98	80	33.44	798

Trendy

20X20 8"X8"



ARTS WHITE 20X50, TRENDY MIX 20X50, TRENDY ODO 20X20.

CARMEN

Trendy / The perfect mix



TRENDY MIX
20X20 / 8"X8"
T04/M



TRENDY BLACK
20X20 / 8"X8"
T04/M



LULA
20X20 / 8"X8"
T04/M



TIN
20X20 / 8"X8"
T04/M



ODO
20X20 / 8"X8"
T04/M



MARCEL
20X20 / 8"X8"
T04/M

ARTS PEARL 20X50, TIP PEARL 20X50, POP PEARL 20X50, TRENDY MIX 20X20, LULA 20X20, TIN 20X20, ODO 20X20, MARCEL 20X20.



CARACTERÍSTICAS TÉCNICAS · TECHNICAL CHARACTERISTICS

P PORCELÁNICO / PORCELAIN TILES / GRÈS CERÁME

V2 VARIACION LEVE / SLIGHT VARIATION / LÉGERÉ VARIATION

M MATE / MATT / MAT

FORMATO PZAS	PZS/CAJA TILES/BOX PIÈCES/BOITE	M2/CAJA SQM/BOX MÈTRES/BOITE	KG/CAJA KG/BOX KG/BOITE	CAJAS/PALLET BOXES/PALLET BOITES/PALETTE	M2/PALLET SQM/PALLET MÈTRES/PALETTE	KG/PALLET KG/PALLET MÈTRES/PALETTE
20X20	25	1,00	18,82	60	60,00	1129

Tribute

12,5X12,5 5"X5"



TRIBUTE WHITE 12,5X12,5

CARMEN

Tribute / The perfect mix



TRIBUTE WHITE MIX 12,5X12,5 / 5"X5" T47/M
 TRIBUTE GRAY MIX 12,5X12,5 / 5"X5" T47/M
 TRIBUTE AQUA MIX 12,5X12,5 / 5"X5" T47/M
 TRIBUTE BLACK MIX 12,5X12,5 / 5"X5" T47/M
 TRIBUTE IRON MIX 12,5X12,5 / 5"X5" F05/M
 TRIBUTE SILVER MIX 12,5X12,5 / 5"X5" F05/M



TRIBUTE BLACK 12,5X12,5 STATUARY VENATO MATE 30X60

CARACTERÍSTICAS TÉCNICAS · TECHNICAL CHARACTERISTICS

- PB** PASTA BLANCA/WHITE BODY / PÂTE BLANCHE
- RE** REVESTIMIENTO/WALL TILE/FAÏENCE
- B** BRILLO/SHINE/BRILLANT
- V1** ASPECTO UNIFORME/UNIFORM APPEARANCE/APPEARANCE UNIFORME

FORMATO PZAS	PZS/CAJA TILES/BOX PIÈCES/BOITE	M2/CAJA SQM/BOX MÈTRES/BOITE	KG/CAJA KG/BOX KG/BOITE	CAJAS/PALLET BOXES/PALLET BOITES/PALETTE	M2/PALLET SQM/PALLET MÈTRES/PALETTE	KG/PALLET KG/PALLET MÈTRES/PALETTE
12,5X12,5	38	0.58	9.12	102	59.87	930



INDICATIONS DE NETTOYAGE ET DE ENTRETIEN

NETTOYAGE DE FIN DE CHANTIER

APRÈS LA POSE EST IMPORTANT NETTOYER CORRECTEMENT POUR ELIMINER LES RÉSIDUES DES JOINTS ET EN GENERAL LA SALETÉ DE APRÈS CHANTIER POUR BIEN EFFECTUER CETTE OPERATION NOUS CONSEILLONS L'UTILISATION D' UN DETERGENT LEGEREMENT ACIDE QUI N'EXHALE PAS DES FUMÉES TOXIQUES ET QUI RESPECTE LES JOINTS, LE MATÉRIEL COMME LE DETERDEK.

ENTRETIEN ORDINAIRE:

POUR UN ENTRETIEN DU SOL NOUS VOUS CONSEILLONS L'UTILISATION DE UN DETERGENT NEUTRE AVEC UN POUVOIR DE NETTOYAGE ÉLEVÉ COMME LE FILACLEANER

ENTRETIEN EXTRAORDINAIRE:

TYPE DE SALETÉ	PRODUIT À UTILISER
CIMENT, CALCAIRE DE L'EAU, OXIDES, SALETÉ METALLIQUE	DETERDEK
RÉSIDUS, TACHES ET AURÉOLES DE MORTIER DE JOINTOIEMENT ÉPOXY	FILA CR10
GRAISSE, BOISSONS, NOURRITURE, CHEWINGUM, STYLO, TEINTURES	FILA PS/87
VERNIS POUR LE GRAFFITIS	FILA NOPAINT STAR
CIRES DE CHANDELLE, RÉSINE DES ARBRES, RÉSIDUES DE SCOTCH	FILASOLV

CLEANING AND MAINTENANCE:

CLEANING AFTER LAYING:

WE SUGGEST A GOOD INITIAL CLEANING AFTER THE LAYING ON THE FLOOR OR WALL, THIS IS VERY IMPORTANT FOR REMOVING RESIDUAL GROUTING AND THE NORMAL DIRT COMING FROM THE BUILDING WORKS. WE SUGGEST THE USE OF OUR PRODUCT FILA DETERDEK, THAT IS A LIGHTLY ACID PRODUCT THAT DOESN'T EMIT FUMES THAT ARE HARMFUL FOR THE USER AND THAT CAN ATTACKS JOINTS.

REGULAR MAINTENANCE:

FOR A GOOD CLEANING OF THE FLOOR WE SUGGEST THE USE OF OUR PRODUCT FILA CLEANER IT'S A NATURAL DETERGENT WITH A HIGH CLEANING POWER.

EXTRAORDINARY CLEANING:

TYPE OF DIRTY	DAS RICHTIGE PRODUCT
ZEMENT, KALKSTEIN, METAL TRACER, RUST	DETERDEK
RESIDUALS, STAINS AND HALOS OF EPOXI JOINTS	FILA CR10
GREASY, DRINKS, FOOD, TIRE MARKS, COLOURS, MARKER, ETC.	FILA PS/87
GRAFITIS	FILA NOPAINT STAR
WAX CANDEL, BITUMEN, ADHESIVE TAPE RESIDUES.	FILASOLV

REINIGUNG UND PFLEGE:

ERSTREINIGUNG:

WIR EMPFEHLEN EINE ERSTREINIGUNG NACH DER FLIESENVERLEGUNG, DIE SEHR WICHTIG UM ZEMENTRÜCKSTÄNDE, KLEBER UND SCHMUTZ VERSCHIEDER ART ZU ENTFERNEN IST. WIR EMPFEHLEN UNSERES PRODUKT FILA DETERDEK, EIN LEICHT SÄURIGEHALTES PRODUKT, DAS KEINE SCHÄDLICHE DÄMPFE FÜR DEN ANWENDER UND DIE UMWELT GIBT UND WIRKUNGSVOLL AUF MÖRTEL IST.

UNTERHALTSPFLEGE:

FÜR EINE NORMALE FLÄCHENREINIGUNG, EMPFEHLEN WIR UNSERES PRODUKT FILA CLEANER, DAS UNIVERSALREINIGER.

AUSSERORDENTLICHE REINIGUNG:

ART VON SCHMUTZ	DAS RICHTIGE PRODUKT
ZEMENT, KALKSTEIN, METALLSPÜREN, ROST	DETERDEK
RÜCKSTÄNDE, FLECKEN UND RÄNDEREN VON EPOXIDMÖRTEL	FILA CR10
FETT, GETRÄNKE, ESSEN, REIFENSPÜREN, FARBEN, ETC.	FILA PS/87
GRAFFITI	FILA NOPAINT STAR
WACHSE, BITUMEN, KLEBER.	FILASOLV

ЧИСТКА И ОБСЛУЖИВАНИЕ:

ЧИСТКА ПОСЛЕ РЕМОНТНЫХ РАБОТ:

МЫ ПРЕДЛАГАЕМ ХОРОШУЮ НАЧАЛЬНУЮ ЧИСТКУ ПОСЛЕ РЕМОНТНЫХ РАБОТ НА ПОЛУ ИЛИ СТЕНАХ, ТАК КАК ЭТО НЕОБХОДИМО ДЛЯ УДАЛЕНИЯ ОСТАТКОВ ГРУНТА И ОБЫЧНОЙ ГРЯЗИ, ВОЗНИКАЮЩЕЙ В РЕЗУЛЬТАТЕ СТРОИТЕЛЬНЫХ РАБОТ.

МЫ ПРЕДЛАГАЕМ ВОСПОЛЬЗОВАТЬСЯ НАШИМ ПРОДУКТОМ FILA DETERDEK, КОТОРЫЙ НЕ СОДЕРЖИТ БОЛЬШОГО КОЛИЧЕСТВА КИСЛОТЫ, ОПАСНОЙ ДЛЯ ЗДОРОВЬЯ.

РЕГУЛЯРНОЕ ОБСЛУЖИВАНИЕ:

ДЛЯ ХОРОШЕЙ ЧИСТКИ ПОЛА МЫ ПРЕДЛАГАЕМ НАШ ПРОДУКТ FILA CLEANER - ЭТО НАТУРАЛЬНОЕ МОЮЩЕЕ СРЕДСТВО, С ВЫСОКОЙ МОЮЩЕЙ СПОСОБНОСТЬЮ.

ДЛЯ ЭКСТРЕННОЙ ЧИСТКИ:

ВИД ЗАГРЯЗНЕНИЯ	ПРОДУКТ ИСПОЛЬЗОВАНИЯ
ЦЕМЕНТ, НАЛЕТ, РЖАВЧИНА	DETERDEK
ОСТАТКИ И ПЯТНА ЭПОКСИДНОЙ СМОЛЫ	FILLA CR10
ЖИР, ПЯТНА ОТ НАПИТКОВ И ЕДЫ, КРАСКА, СЛЕДЫ ОТ МАРКЕРОВ	FILLA PS/87
ГРАФИТИ	FILLA NOPAINT STAR
ВОСК, БИТУМ, ОСТАТКИ ИЗОЛЯЦИОННОЙ ЛЕНТЫ	FILASOLV

التنظيف والصيانة:

التنظيف بعد تركيب البلاط الأرضيات

بعد تركيب بلاط الأرضيات أو الجدران يوصى بغسله لإزالة الحشو المتبقي والأوساخ الناتجة عن الأشغال. ولهذه الغاية، فمن المستحسن استخدام منتج DETERDEK ، القليل الحموضة ولا تتبعت منه أبخرة ضارة بمركب البلاط أو أية أبخرة قد تؤدي إلى تلف اللحامات.

الصيانة

لتنظيف جيد لبلاط الأرضيات، نقترح استخدام منتج FILECLEANER ، وهو عبارة منظف محايد عالي الفعالية.

غسل استثنائي

حاصراً عيون	بسمانجا جتتملا
أنصراو ري جلاو تنمبالا	DETERDEK
يسركوبببالا نوج جلاو تالاو عتقو قبسورتملا ايا قبلأ	FILLA CR10
تاراطالان ع جتتمانلا تامال علاو هيئاذغلا داوملاو تابورشملا او نودلا غلا ،المقالاو	FILLA PS/87
ناردجلا علاو تاموسرلا	FILLA NOPAINT STAR
تقصالدا فطرشالا ايا قب راقلا ، جتملا	FILASOLV

La reproducción de los colores es aproximada. Ape grupo se reserva el derecho de alterar o modificar los productos aquí relacionados.

The reproduction of the colours is approximate. Ape grupo reserves the right to alter or amend the products here stated.

Los códigos de precios y referencias deben verificarse ya que puede haber errores tipográficos.
Es recomendable consultar la web ya que cualquier producto de ese catálogo puede sufrir cambios en códigos de venta, formatos, packing..

*Price codes and product codes should be checked, since there may be typographical errors.
We always recommend consulting the website as the products could undergo price code, format or packing changes.*

En la web también pueden consultar las características técnicas, consejos de colocación , elementos de merchandising o los diversos ambientes de cada una de las colecciones.

On the website you can also find the technical specifications, installation suggestions, merchandising elements and a variety of room scene pictures for each of the collections.